

Alaska Native K-12 Education Indicators

Doyon

***Prepared for:
First Alaskans Institute
Alaska Native Policy Center***

Prepared by:



Juneau Anchorage

***This document contains pages 119 through 132 of the full report.
Please visit <http://www.firstalaskans.org>
for a full copy of the report.***

***October 2003
Second Printing March 2004***

Doyon Region

Population

Communities included in the Doyon region for determining population are those communities served by the Alaska Gateway School, Delta/Greely School, Fairbanks North Star Borough School, Galena City School, Iditarod Area School, Nenana City School, Tanana School, Yukon Flats School, and Yukon/Koyukuk School Districts. Communities are as follows:

Alatna CDP	Holy Cross city
Alcan Border CDP	Hughes city
Allakaket city	Huslia city
Anvik city	Kaltag city
Arctic Village CDP	Koyukuk city
Beaver CDP	Lake Minchumina CDP
Bettles city	Lime Village CDP
Big Delta CDP	Livengood CDP
Birch Creek CDP	Manley Hot Springs CDP
Central CDP	McGrath city
Chalkyitsik CDP	Mentasta Lake CDP
Chicken CDP	Minto CDP
Circle CDP	Moose Creek CDP
Coldfoot CDP	Nenana city
College CDP	New Allakaket CDP
Delta Junction city	Nikolai city
Deltana CDP	North Pole city
Dot Lake CDP	Northway CDP
Dot Lake Village CDP	Northway Junction CDP
Dry Creek CDP	Northway Village CDP
Eagle city	Nulato city
Eagle Village CDP	Pleasant Valley CDP
Eielson AFB CDP	Rampart CDP
Ester CDP	Ruby city
Evansville CDP	Salcha CDP
Fairbanks city	Shageluk city
Flat CDP	Stevens Village CDP
Fort Greely CDP	Takotna CDP
Fort Yukon city	Tanacross CDP
Four Mile Road CDP	Tanana city
Fox CDP	Tetlin CDP
Galena city	Tok CDP
Grayling city	Two Rivers CDP
Harding-Birch Lakes CDP	Venetie CDP
Healy Lake CDP	Wiseman CDP

Note: CDP is the U.S. Census Bureau abbreviation for Census Designated Place.

Almost 14 percent of the Doyon region population was identified as Alaska Native Alone or in combination with some other race for Census 2000. The Alaska Native population is greater than shown in the following table, but Census 2000 sampling and suppression of data for communities with small populations causes an undercount of the actual population.

Table 50
Doyon Region Demographics Profile

Doyon Region Demographics Summary				
	Total Population		Alaska Native Alone or in combination with some other race	
	Number	Percent	Number	Percent
Population	65,474		8,961	
Gender				
Male	34,052	52.0	4,400	49.1
Female	31,422	48.0	4,561	50.9
Age				
< 5 years	5,635	8.6	813	9.1
5 - 14	11,308	17.3	2,053	22.9
15 - 19	5,406	8.3	1,040	11.6
20 - 34	17,448	26.6	1,855	20.7
35 - 44	10,045	15.3	1,239	13.8
45 - 64	12,025	18.4	1,441	16.1
65 or more years	3,607	5.5	520	5.8

Source: U.S. Census Bureau, Census 2000. Total population includes Alaska Natives and in combination with some other race.

The percentage of the Alaska Native population that is school age (ages 5 through 19) is much larger than the percentage of the Doyon population that is school age, 34.5 percent compared to 25.6 percent.

Enrollment by School District

Doyon has the second largest number of schools and students in the state. There are nine school districts in the Doyon geographic region with 82 schools. Native enrollment was 15.7 percent of the total 24,073 enrollment for the school year 2002-2003. The Fairbanks North Star Borough School District is located in the Doyon region and is the second largest school district in the state with a total enrollment of 15,412. Alaska Native student enrollment in the Fairbanks North Star Borough School District for the school year 2002-2003 was 1,854.

**Table 51
Doyon Region Enrollment by School
2002-2003 School Year**

District	School	Enrollment				
		Native	Percent Native	All Other	Percent All Other	Total
Alaska Gateway Schools	<i>Alaska Gateway Corresp./Alt.</i>	8	13.6	51	86.4	59
	<i>Dot Lake School</i>	12	75.0	4	25.0	16
	<i>Eagle Community School</i>	3	15.0	17	85.0	20
	<i>Mentasta Lake School</i>	30	78.9	8	21.1	38
	<i>Tanacross School</i>	9	81.8	2	18.2	11
	<i>Tetlin School</i>	29	100.0	-	0.0	29
	<i>Tok School</i>	74	28.5	186	71.5	260
	<i>Walter Northway School</i>	64	100.0	-	0.0	64
Delta/Greely Schools	<i>Delta Charter Cyber School</i>	56	13.8	349	86.2	405
	<i>Delta Greely Correspondence</i>	-	0.0	61	100.0	61
	<i>Delta Junction Elementary</i>	21	6.5	303	93.5	324
	<i>Delta Junction Jr/Sr High School</i>	10	3.5	272	96.5	282
	<i>New Horizons High School</i>	9	25.0	27	75.0	36
Fairbanks North Star Borough Schools	<i>Alternative Learning Systems</i>	95	27.1	256	72.9	351
	<i>Anderson Elementary</i>	2	0.5	421	99.5	423
	<i>Anne Wien Elementary</i>	80	17.8	369	82.2	449
	<i>Arctic Light Elementary</i>	6	0.8	701	99.2	707
	<i>Badger Road Elementary</i>	46	12.5	321	87.5	367
	<i>Barnette Elementary</i>	114	31.3	250	68.7	364
	<i>Ben Eielson Jr/Sr High School</i>	10	1.6	617	98.4	627
	<i>Chinook Charter School</i>	4	2.6	151	97.4	155
	<i>Crawford Elementary</i>	3	0.6	537	99.4	540
	<i>Denali Elementary</i>	76	19.5	314	80.5	390
	<i>Fairbanks Youth Facility</i>	18	48.6	19	51.4	37
	<i>Guided Independent Study</i>	51	16.9	251	83.1	302
	<i>Hunter Elementary</i>	99	28.7	246	71.3	345
	<i>Joy Elementary</i>	59	15.3	327	84.7	386
	<i>Ladd Elementary</i>	41	8.1	466	91.9	507
	<i>Lathrop High School</i>	171	11.5	1,311	88.5	1,482
	<i>Nordale Elementary</i>	92	22.5	316	77.5	408
	<i>North Pole Elementary</i>	24	4.8	473	95.2	497
	<i>North Pole High School</i>	69	7.3	874	92.7	943
	<i>North Pole Middle School</i>	79	10.8	655	89.2	734
	<i>Pearl Creek Elementary</i>	41	8.5	443	91.5	484
	<i>Randy Smith Middle School</i>	71	14.6	415	85.4	486
	<i>Ryan Middle School</i>	114	21.3	420	78.7	534
	<i>Salcha Elementary</i>	4	5.6	67	94.4	71
	<i>Tanana Middle School</i>	54	9.5	515	90.5	569
	<i>Ticasuk Brown Elementary</i>	44	12.0	322	88.0	366
	<i>Two Rivers Elementary</i>	10	10.0	90	90.0	100
	<i>University Park Elementary</i>	103	20.1	409	79.9	512
	<i>Weller Elementary</i>	57	11.0	459	89.0	516
	<i>West Valley High School</i>	144	11.0	1,168	89.0	1,312
<i>Woodriver Elementary</i>	73	16.3	375	83.7	448	

Doyon Region enrollment continued:

District	School	Enrollment					
		Native	Percent Native	All Other	Percent All Other	Total	
Galena City Schools	Galena Elementary	61	70.1	26	29.9	87	
	Galena Jr/Sr High School	64	84.2	12	15.8	76	
	Interior Distance Education of AK (IDEA)	146	4.0	3,509	96.0	3,655	
	Project Education Residential School	62	87.3	9	12.7	71	
Iditarod Area Schools	Blackwell School	21	91.3	2	8.7	23	
	David-Louis School	48	92.3	4	7.7	52	
	Distance Learning/Corresp. Ctr.	3	3.2	92	96.8	95	
	Holy Cross School	58	98.3	1	1.7	59	
	Innoko River School	35	100.0	-	0.0	35	
	Lime Village School	15	100.0	-	0.0	15	
	McGrath School	68	78.2	19	21.8	87	
	Takotna School	12	57.1	9	42.9	21	
	Top of the Kuskokwim School	23	100.0	-	0.0	23	
	Nenana City Schools	CyberLynx Correspondence Program	52	4.3	1,149	95.7	1,201
		Nenana City School	108	48.9	113	51.1	221
Tanana Schools	Maudrey J. Sommer School	42	68.9	19	31.1	61	
	Yukon River Academy Correspondence	5	25.0	15	75.0	20	
Yukon Flats Schools	Arctic Village School	50	96.2	2	3.8	52	
	Beaver School	21	100.0	-	0.0	21	
	Circle School	23	95.8	1	4.2	24	
	Far North School	8	61.5	5	38.5	13	
	Fort Yukon School	98	84.5	18	15.5	116	
	John Fredson School	46	97.9	1	2.1	47	
	Stevens Village School	21	100.0	-	0.0	21	
	Tsuk Taih School	21	100.0	-	0.0	21	
	Yukon Flats Correspondence	5	83.3	1	16.7	6	
Yukon/Koyukuk Schools	Allakaket School	49	94.2	3	5.8	52	
	Andrew K. Demoski School	98	97.0	3	3.0	101	
	Ella B. Verneti	22	100.0	-	0.0	22	
	Gladys Dart School	1	6.7	14	93.3	15	
	Jimmy Huntington School	67	98.5	1	1.5	68	
	Johnny Oldman School	17	100.0	-	0.0	17	
	Kaltag School	55	98.2	1	1.8	56	
	Merrelaine A Kangas School	40	93.0	3	7.0	43	
	Minto School	57	95.0	3	5.0	60	
	Raven Correspondence School	65	13.2	426	86.8	491	
Wiseman/Coldfoot School	2	25.0	6	75.0	8		
Doyon Region Total		3,768	15.7	20,305	84.3	24,073	

Source: State of Alaska Department of Education and Early Development.

List of Schools Making AYP

The following schools made Adequate Yearly Progress for the school year 2002-2003:

District	School
Alaska Gateway Schools	<i>Dot Lake School - Dot Lake</i>
	<i>Eagle Community School - Eagle</i>
	<i>Tanacross School - Tanacross</i>
Delta/Greely Schools	<i>New Horizons High School - Delta Junction</i>
Fairbanks North Star Borough Schools	<i>Anderson Elementary - Eielson AFB</i>
	<i>Anne Wien Elementary - Fairbanks</i>
	<i>Arctic Light Elementary - Fort Wainwright</i>
	<i>Ben Eielson Jr/Sr High School - Eielson AFB</i>
	<i>Joy Elementary - Fairbanks</i>
	<i>Ladd Elementary - Fairbanks</i>
	<i>Nordale Elementary - Fairbanks</i>
	<i>North Pole Elementary - North Pole</i>
	<i>Pearl Creek Elementary - Fairbanks</i>
	<i>Salcha Elementary - Fairbanks</i>
	<i>Two Rivers Elementary - Fairbanks</i>
	<i>University Park Elementary - Fairbanks</i>
	<i>Weller Elementary - Fairbanks</i>
	<i>Woodriver Elementary - Fairbanks</i>
Galena City Schools	<i>Galena Elementary - Galena</i>
	<i>Galena Jr/Sr High School - Galena</i>
Iditarod Area Schools	<i>Lime Village School - Lime Village - McGrath</i>
	<i>McGrath School - McGrath</i>
	<i>Top of the Kuskokwim School - Nikolai</i>
Nenana City Schools	<i>Nenana City School - Nenana</i>
Tanana Schools	<i>Maudrey J. Sommer School - Tanana</i>
Yukon Flats Schools	<i>Yukon Flats Correspondence - Fort Yukon</i>
Yukon/Koyukuk Schools	<i>Gladys Dart School - Manley Hot Springs</i>
	<i>Jimmy Huntington School - Huslia</i>
	<i>Johnny Oldman School - Hughes</i>
	<i>Minto School - Minto</i>

List of Schools Not Making AYP

The following schools did not make Adequate Yearly Progress for the school year 2002-2003:

District	School	Reason for not Meeting AYP
Alaska Gateway Schools	<i>Alaska Gateway Corresp./Alt. - Tok</i>	Participation rates for school as a whole and Caucasian students.
	<i>Mentasta Lake School - Mentasta Lake</i>	Language Arts scores for school as a whole and economically disadvantaged students.
	<i>Tetlin School - Tetlin</i>	1. Language Arts scores for school as a whole. 2. Math scores for school as a whole.
	<i>Tok School - Tok</i>	1. Language Arts scores for Alaska Native and limited English proficiency students. 2. Math scores for limited English proficiency students.

District	School	Reason for not Meeting AYP
Alaska Gateway Schools (continued)	Walter Northway School - Northway	1. Language Arts scores for school as a whole, Alaska Native, economically disadvantaged, and limited English proficiency students. 2. Math scores for school as a whole, Alaska Native, economically disadvantaged, and limited English proficiency students.
	Delta/Greely Schools	Participation rates for school as a whole, Alaska Native, Asian, Caucasian, and Hispanic students.
Fairbanks North Star Borough Schools	Delta Charter Cyber School - Delta Junction	1. Language Arts scores for students with disabilities. 2. Math scores for students with disabilities.
	Delta Greely Correspondence - Delta Junction	Language Arts scores for limited English proficiency students.
	Delta Junction Elementary - Delta Junction	Participation rates for school as a whole and Caucasian students.
	Delta Junction Jr/Sr High School - Delta Junction	Language Arts scores for school as a whole.
	Alternative Learning Systems - Fairbanks	Language Arts scores for students with disabilities.
	Badger Road Elementary - Fairbanks	1. Language Arts scores for students with disabilities. 2. Math scores for students with disabilities.
	Barnette Elementary - Fairbanks	Math scores for students with disabilities.
	Chinook Charter School - Fairbanks	1. Language Arts scores for students with disabilities. 2. Math scores for students with disabilities.
	Crawford Elementary - Eielson AFB	Participation rates for school as a whole.
	Denali Elementary - Fairbanks	Participation rates for school as a whole, Alaska Native, Caucasian, and economically disadvantaged students.
	Fairbanks Youth Facility - Fairbanks	1. Language Arts scores for school as a whole, Alaska Native, and economically disadvantaged students. 2. Math scores for economically disadvantaged students.
	Guided Independent Study - Fairbanks	Math scores for African American and economically disadvantaged students.
	Hunter Elementary - Fairbanks	1. Participation rates for African American and students with disabilities. 2. Language Arts scores for students with disabilities. 3. Math scores for students with disabilities.
	Lathrop High School - Fairbanks	Math scores for students with disabilities.
	North Pole High School - North Pole	1. Language Arts scores for students with disabilities. 2. Math scores for students with disabilities.
	North Pole Middle School - North Pole	1. Language Arts scores for students with disabilities. 2. Math scores for students with disabilities.
	Randy Smith Middle School - Fairbanks	1. Language Arts scores for students with disabilities. 2. Math scores for students with disabilities.
	Ryan Middle School - Fairbanks	1. Participation rates for limited English proficiency students. 2. Language Arts scores for students with disabilities and limited English proficiency students. 3. Math scores for African American, economically disadvantaged, students with disabilities, and limited English proficiency students.
	Tanana Middle School - Fairbanks	1. Language Arts scores for students with disabilities. 2. Math scores for students with disabilities.
	Ticasuk Brown Elementary - Fairbanks	Math scores for students with disabilities.
West Valley High School - Fairbanks	1. Language Arts scores for students with disabilities. 2. Math scores for students with disabilities.	
Galena City Schools	Interior Distance Education of AK (IDEA) - Fairbanks	Participation rates for school as a whole, African American, Asian, Caucasian, Hispanic, and economically disadvantaged students.
	Project Education Residential School - Galena	Participation rates for school as a whole and Alaska Native students.
Iditarod Area Schools	Blackwell School - Anvik	1. Language Arts scores for school as a whole. 2. Math scores for school as a whole.
	David-Louis School - Grayling	1. Language Arts scores for school as a whole, Alaska Native, economically disadvantaged, and limited English proficiency students. 2. Math scores for school as a whole, Alaska Native, economically disadvantaged, and limited English proficiency students.
	Distance Learning/Corresp. Ctr. - Eagle River	Participation rates for school as a whole and Caucasian students.

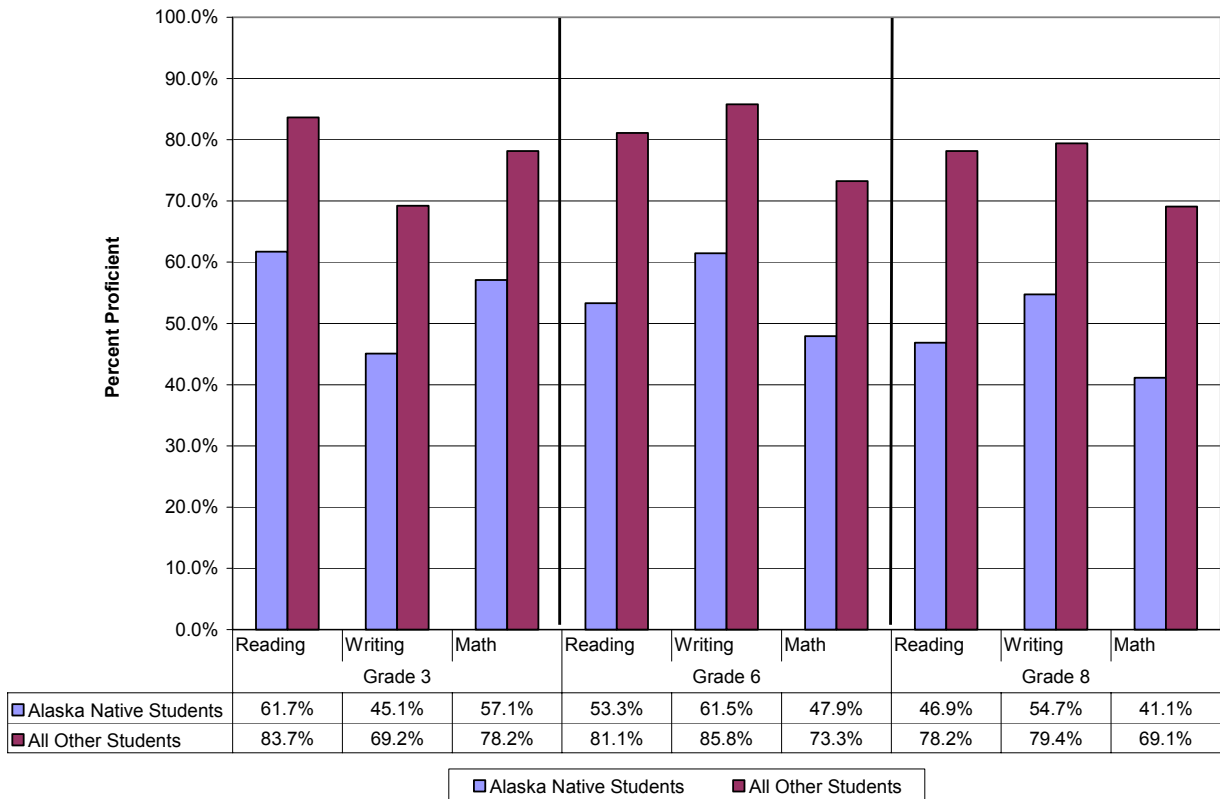
District	School	Reason for not Meeting AYP	
Iditarod Area Schools (continued)	<i>Holy Cross School - Holy Cross</i>	1. Participation rates for school as a whole, Alaska Native, and economically disadvantaged students. 2. Language Arts scores for school as a whole, Alaska Native, and economically disadvantaged students. 3. Math scores for school as a whole, Alaska Native, and economically disadvantaged students.	
	<i>Innoko River School - Shageluk</i>	1. Language Arts scores for school as a whole and Alaska Native students. 2. Math scores for school as a whole and Alaska Native students.	
	<i>Takotna School - Takotna</i>	Math scores for school as a whole.	
Nenana City Schools	<i>CyberLynx Correspondence Program - Nenana</i>	Participation rates for school as a whole, Alaska Native, and Caucasian students.	
Tanana Schools	<i>Yukon River Academy Correspondence - Tanana</i>	Participation rates for school as a whole.	
Yukon Flats Schools	<i>Arctic Village School - Arctic Village</i>	1. Participation rates for school as a whole and Alaska Native students. 2. Language Arts scores for school as a whole and Alaska Native students. 3. Math scores for school as a whole and Alaska Native students.	
	<i>Beaver School - Beaver</i>	1. Language Arts scores for school as a whole. 2. Math scores for school as a whole.	
	<i>Circle School - Circle</i>	Participation rates for school as a whole.	
	<i>Far North School - Central</i>	Participation rates for school as a whole.	
	<i>Fort Yukon School - Fort Yukon</i>	1. Language Arts scores for school as a whole and Alaska Native students. 2. Math scores for school as a whole and Alaska Native students.	
	<i>John Fredson School - Venetie</i>	1. Participation rates for school as a whole and Alaska Native students. 2. Language Arts scores for school as a whole and Alaska Native students. 3. Math scores for school as a whole and Alaska Native students.	
	<i>Stevens Village School - Stevens Village</i>	1. Participation rates for school as a whole. 2. Language Arts scores for school as a whole.	
	<i>Tsuk Taih School - Chalkyitsik</i>	1. Language Arts scores for school as a whole. 2. Math scores for school as a whole.	
	Yukon/Koyukuk Schools	<i>Allakaket School - Allakaket</i>	1. Language Arts scores for school as a whole, Alaska Native, economically disadvantaged, and limited English proficiency students. 2. Math scores for school as a whole, Alaska Native, economically disadvantaged, and limited English proficiency students.
		<i>Andrew K. Demoski School - Nulato</i>	1. Language Arts scores for school as a whole, Alaska Native, economically disadvantaged, and limited English proficiency students. 2. Math scores for school as a whole, Alaska Native, economically disadvantaged, and limited English proficiency students.
<i>Ella B. Vernetti - Koyukuk</i>		Language Arts scores for school as a whole.	
<i>Kaltag School - Kaltag</i>		Language Arts scores for school as a whole, Alaska Native, and limited English proficiency students.	
<i>Merrelaine A Kangas School - Ruby</i>		1. Participation rates for school as a whole and limited English proficiency students. 2. Math scores for limited English proficiency students.	
<i>Raven Correspondence School - Fairbanks</i>		Participation rates for school as a whole, Alaska Native, and Caucasian students.	
<i>Wiseman/Coldfoot School - Wiseman</i>		AYP results not available.	

Education Benchmarks

School districts included with the Doyon geographic region are the Alaska Gateway Schools, Fairbanks North Star Borough Schools, Galena Schools, Iditarod Area Schools, Nenana City Schools, Tanana Schools, Yukon Flats Schools, and the Yukon/Koyukuk Schools. Denali Borough School district extends into the Doyon

geographic area but this school is included with the Ahtna geographic region. Delta/Greely School District benchmark exam results have been suppressed across all subjects and grades except for grade 3 reading due to confidentiality reasons. Grade 3 subjects for the Nenana City School and Tanana School District have also been suppressed for the same reason.

Figure 33
Doyon Region Benchmark Results
2002-2003 School Year



Source: State of Alaska Department of Education and Early Development. Missing benchmarks are due to confidential data elements. Due to the suppression and/or absence of data from some schools, benchmark results may not accurately represent the entire region.

Daily Attendance Rates

The Doyon region schools had average attendance rates of 93.6 for the 2001-2002 school year. (See Table 52.) DEED measures attendance rates by taking the sum of all days present for all students in a school for the year and dividing this by the sum of all days present and all days absent for all students in a school for the year. The information is not available by ethnicity and is not yet available for the 2002-2003 school year.

Table 52
Doyon Region Attendance Rates
2001-2002 School Year

District Name	School Name	Attendance Rate
Alaska Gateway	Dot Lake School	90.9%
Alaska Gateway	Eagle Community School	87.8%
Alaska Gateway	Mentasta Lake School	90.9%
Alaska Gateway	Tanacross School	89.9%
Alaska Gateway	Tetlin School	78.7%
Alaska Gateway	Tok School	95.2%
Alaska Gateway	Walter Northway School	89.6%
Delta/Greely	Delta Junction Elementary	92.4%
Delta/Greely	Delta Junction Jr/Sr High School	93.2%
Delta/Greely	Healy Lake School	36.6%
Fairbanks North Star	Alternative Learning Systems	76.3%
Fairbanks North Star	Anderson Elementary	95.9%
Fairbanks North Star	Anne Wien Elementary	94.3%
Fairbanks North Star	Arctic Light Elementary	95.6%
Fairbanks North Star	Badger Road Elementary	94.1%
Fairbanks North Star	Barnette Elementary	92.7%
Fairbanks North Star	Ben Eielson Jr/Sr High School	95.1%
Fairbanks North Star	Crawford Elementary	96.3%
Fairbanks North Star	Denali Elementary	93.4%
Fairbanks North Star	Hunter Elementary	92.0%
Fairbanks North Star	Joy Elementary	94.0%
Fairbanks North Star	Ladd Elementary	94.7%
Fairbanks North Star	Lathrop High School	89.7%
Fairbanks North Star	Nordale Elementary	93.8%
Fairbanks North Star	North Pole Elementary	94.5%
Fairbanks North Star	North Pole High School	91.7%
Fairbanks North Star	North Pole Middle School	90.8%
Fairbanks North Star	Pearl Creek Elementary	94.6%
Fairbanks North Star	Randy Smith Middle School	93.8%
Fairbanks North Star	Ryan Middle School	89.7%
Fairbanks North Star	Salcha Elementary	94.3%
Fairbanks North Star	Tanana Middle School	92.7%
Fairbanks North Star	Ticasuk Brown Elementary	93.6%
Fairbanks North Star	Two Rivers Elementary	93.5%
Fairbanks North Star	University Park Elementary	94.2%
Fairbanks North Star	Weller Elementary	94.2%

District Name (Doyon continued)	School Name	Attendance Rate
Fairbanks North Star	West Valley High School	88.9%
Fairbanks North Star	Woodriver Elementary	94.8%
Galena City	Galena Elementary	94.1%
Galena City	Galena Jr/Sr High School	93.6%
Galena City	Interior Distance Education of AK (IDEA)	100.0%
Galena City	Project Education Residential School	89.7%
Iditarod Area	Blackwell School	84.5%
Iditarod Area	David-Louis School	87.3%
Iditarod Area	Distance Learning/Corresp. Ctr.	100.0%
Iditarod Area	Holy Cross School	88.4%
Iditarod Area	Innoko River School	89.3%
Iditarod Area	Lime Village School	87.4%
Iditarod Area	McGrath School	90.8%
Iditarod Area	Takotna School	85.2%
Iditarod Area	Top of the Kuskokwim School	90.9%
Nenana City	CyberLynx Correspondence Program	100.0%
Nenana City	Nenana City School	92.6%
Tanana	Maudrey J. Sommer School	86.7%
Yukon Flats	Arctic Village School	80.8%
Yukon Flats	Beaver School	96.0%
Yukon Flats	Circle School	85.0%
Yukon Flats	Far North School	96.0%
Yukon Flats	Fort Yukon School	93.0%
Yukon Flats	John Fredson School	80.0%
Yukon Flats	Stevens Village School	87.0%
Yukon Flats	Tsuk Taih School	94.0%
Yukon/Koyukuk	Allakaket School	88.1%
Yukon/Koyukuk	Andrew K. Demoski School	89.6%
Yukon/Koyukuk	Bettles Field School	96.7%
Yukon/Koyukuk	Ella B. Verneti School	86.3%
Yukon/Koyukuk	Gladys Dart School	89.8%
Yukon/Koyukuk	Jimmy Huntington School	88.7%
Yukon/Koyukuk	Johnny Oldman School	83.3%
Yukon/Koyukuk	Kaltag School	95.2%
Yukon/Koyukuk	Merrelaine A Kangas School	89.8%
Yukon/Koyukuk	Minto School	89.5%
Yukon/Koyukuk	Wiseman/Coldfoot School	94.5%
Doyon Region Average		93.6%

Source: State of Alaska Department of Education and Early Development, 2001-2002 school year.

Dropout Rates

A dropout is defined as a student who was enrolled in the school at some time during the school year and left the school at some time during that same school year. The dropout rate for Alaska Native students in the Doyon region for grades 7 through 12 was 10.7 percent for the 2001-2002 school year. This compares to all other students in the Doyon region who dropped out at a rate of 5.5 percent. Several regions' dropout rates appear low, and zero dropouts in a region are unlikely.

Table 53
Doyon Region Dropout Rates for Grades 7 through 12
2001-2002 School Year

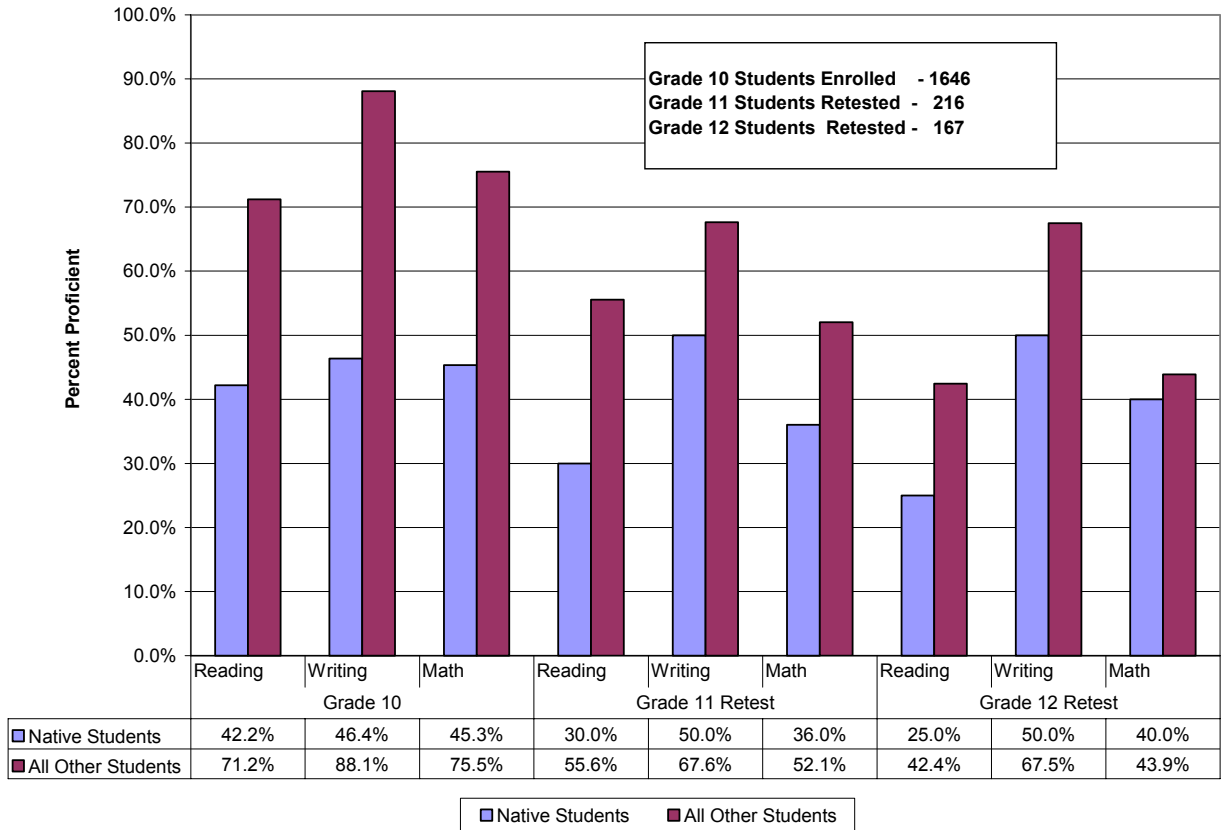
District	School Name	Alaska Native			All Other Students			Total	Total	% Total
		Enrollment	Dropouts	% Dropouts	Enrollment	Dropouts	% Dropouts	Enrollment	Dropouts	Dropouts
Alaska Gateway	Alaska Gateway Corresp./Alt.	5	2	40.0	27	2	7.4	32	4	12.5
Alaska Gateway	Dot Lake School	5	0	0.0	1	0	0.0	6	0	0.0
Alaska Gateway	Eagle Community School	2	0	0.0	8	0	0.0	10	0	0.0
Alaska Gateway	Mentasta Lake School	21	0	0.0	0	1	na	21	1	4.8
Alaska Gateway	Tanacross School	5	0	0.0	0	0	na	5	0	0.0
Alaska Gateway	Tetlin School	13	1	7.7	0	0	na	13	1	7.7
Alaska Gateway	Tok School	38	0	0.0	84	3	3.6	122	3	2.5
Alaska Gateway	Walter Northway School	27	0	0.0	1	0	0.0	28	0	0.0
Delta/Greely	Delta Charter Cyber School	18	0	0.0	239	2	0.8	257	2	0.8
Delta/Greely	Delta Greely Alternative High School	2	0	0.0	27	0	0.0	29	0	0.0
Delta/Greely	Delta Greely Corresp./Alt.	1	0	0.0	43	6	14.0	44	6	13.6
Delta/Greely	Delta Junction Jr./Sr High School	10	0	0.0	225	6	2.7	235	6	2.6
Delta/Greely	Healy Lake School	3	0	0.0	0	1	na	3	1	33.3
Fairbanks	Alternative Learning Systems	100	29	29.0	207	71	34.3	307	100	32.6
Fairbanks	Ben Eielson Jr/Sr High School	8	1	12.5	630	10	1.6	638	11	1.7
Fairbanks	Chinook Charter School	2	0	0.0	20	0	0.0	22	0	0.0
Fairbanks	Fairbanks Youth Facility	20	14	70.0	16	10	62.5	36	24	66.7
Fairbanks	Guided Independent Study	26	26	100.0	144	91	63.2	170	117	68.8
Fairbanks	Lathrop High School	157	18	11.5	1,349	88	6.5	1,506	106	7.0
Fairbanks	New Beginnings Charter School	10	12	120.0	2	4	200.0	12	16	133.3
Fairbanks	North Pole High School	55	9	16.4	873	49	5.6	928	58	6.3
Fairbanks	North Pole Middle School	42	2	4.8	468	14	3.0	510	16	3.1
Fairbanks	Randy Smith Middle School	65	4	6.2	421	10	2.4	486	14	2.9
Fairbanks	Ryan Middle School	119	4	3.4	425	8	1.9	544	12	2.2
Fairbanks	Tanana Middle School	59	2	3.4	510	20	3.9	569	22	3.9
Fairbanks	West Valley High School	132	20	15.2	1,160	79	6.8	1,292	99	7.7
Galena	Galena Jr/Sr High School	73	0	0.0	12	0	0.0	85	0	0.0
Galena	Interior Distance Education of AK (IDEA)	41	0	0.0	1,200	12	1.0	1,241	12	1.0
Galena	Project Education Residential School	67	0	0.0	4	0	0.0	71	0	0.0
Iditarod	Blackwell School	6	0	0.0	2	0	0.0	8	0	0.0
Iditarod	David-Louis School	27	4	14.8	1	0	0.0	28	4	14.3
Iditarod	Distance Learning/Corresp. Ctr.	6	0	0.0	94	0	0.0	100	0	0.0
Iditarod	Holy Cross School	29	0	0.0	0	0	na	29	0	0.0
Iditarod	Innoko River School	13	0	0.0	0	0	na	13	0	0.0
Iditarod	Lime Village School	5	0	0.0	1	0	0.0	6	0	0.0
Iditarod	McGrath School	32	0	0.0	21	0	0.0	53	0	0.0
Iditarod	Takotna School	8	0	0.0	9	0	0.0	17	0	0.0
Iditarod	Top of the Kuskokwim School	7	0	0.0	0	0	na	7	0	0.0
Nenana	CyberLynx Corresp. School	18	0	0.0	557	0	0.0	575	0	0.0
Nenana	Nenana City School	61	5	8.2	62	3	4.8	123	8	6.5
Tanana	Maudrey J. Sommer School	23	2	8.7	1	0	0.0	24	2	8.3
Tanana	Yukon River Academy Correspondence	2	0	0.0	2	0	0.0	4	0	0.0
Yukon Flats	Arctic Village School	17	3	17.6	1	0	0.0	18	3	16.7
Yukon Flats	Beaver School	2	0	0.0	0	0	na	2	0	0.0
Yukon Flats	Circle School	13	0	0.0	0	0	na	13	0	0.0
Yukon Flats	Far North School	1	0	0.0	6	0	0.0	7	0	0.0
Yukon Flats	Fort Yukon School	41	1	2.4	7	0	0.0	48	1	2.1
Yukon Flats	John Fredson School	17	2	11.8	0	0	na	17	2	11.8
Yukon Flats	Stevens Village School	10	0	0.0	1	0	0.0	11	0	0.0
Yukon Flats	Tsuk Taih School	6	0	0.0	1	0	0.0	7	0	0.0
Yukon Flats	Yukon Flats Correspondence	5	0	0.0	0	0	na	5	0	0.0
Yukon/Koyukuk	Allakaket School	19	2	10.5	0	0	na	19	2	10.5
Yukon/Koyukuk	Andrew K. Demoski School	59	2	3.4	2	0	0.0	61	2	3.3
Yukon/Koyukuk	Bettles Field School	1	2	200.0	4	0	0.0	5	2	40.0
Yukon/Koyukuk	Ella B. Vernetti School	9	1	11.1	0	0	na	9	1	11.1
Yukon/Koyukuk	Gladys Dart School	1	0	0.0	2	0	0.0	3	0	0.0
Yukon/Koyukuk	Jimmy Huntington School	28	0	0.0	0	0	na	28	0	0.0
Yukon/Koyukuk	Johnny Oldman School	4	9	225.0	0	0	na	4	9	225.0
Yukon/Koyukuk	Kaltag School	22	0	0.0	2	0	0.0	24	0	0.0
Yukon/Koyukuk	Merrelaine A Kangas School	21	2	9.5	0	0	na	21	2	9.5
Yukon/Koyukuk	Minto School	34	0	0.0	0	0	na	34	0	0.0
Yukon/Koyukuk	Wiseman/Coldfoot School	3	0	0.0	5	0	0.0	8	0	0.0
Doyon Region Total		1,676	179	10.7	8,877	490	5.5	10,553	669	6.3

Source: State of Alaska Department of Education and Early Development, 2001-2002 school year. Several regions' dropout rates appear low, and zero dropouts in a region are unlikely.

High School Graduation Qualifying Exams

Doyon region high school graduation qualifying exam results were compiled for the ethnicities and schools that had releasable data. Some grade and subject data were not released. Due to the small number of students who retake the exam in the 11th and 12th grade, much of this data has been suppressed.

Figure 34
Doyon Region High School Graduation Qualifying Exam Results
2002-2003 School Year



Source: State of Alaska Department of Education and Early Development. High school students are first offered the High School Graduation Qualifying Exam in the 10th grade. Students may retake the tests for the subjects which they were not proficient in the 11th or 12th grade. Once a student passes the subject matter, they need not retake the exams. Exam results listed here are for the schools and ethnic categories for which data was released. The number of students retesting is based on the greatest number of students in a given subject matter.

Graduation Rates

Alaska Natives in the Doyon geographic region graduated at the rate of 90.1 percent compared to all other ethnicities which had a graduation rate of 88.5 percent for the 2001-2002 school year. Graduation rates (until 2002-2003) were calculated by dividing the number of graduates (regular diploma recipients) by the number of 12th grade students that were enrolled on the last day of school. Students receiving Certificates of Attendance are not counted as graduates but are counted in the denominator if they were enrolled on the last day.

Table 54
Doyon Region Graduation Rates
2001-2002 School Year

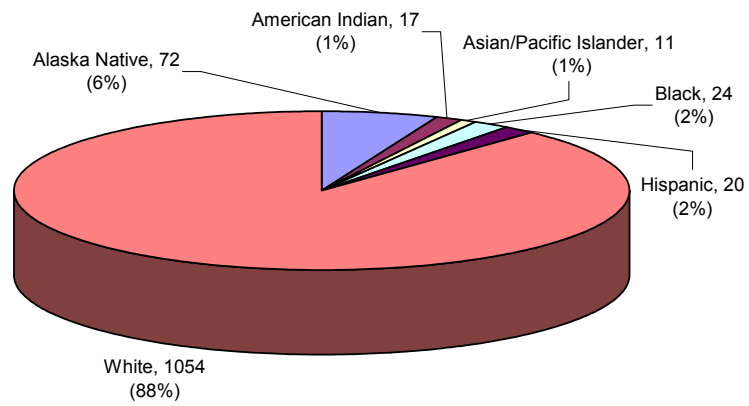
District	School Name	Alaska Natives			All Other Students			Total Enrollment	Total Graduates
		Enrollment	Graduates	% Graduates	Enrollment	Graduates	% Graduates		
Alaska Gateway	Tettlin School	2	0	0.0	0	0	na	2	0
Alaska Gateway	Alaska Gateway Corresp./Alt.	1	1	100.0	1	2	200.0	2	3
Alaska Gateway	Dot Lake School	1	1	100.0	0	0	na	1	1
Alaska Gateway	Eagle Community School	0	0	na	1	1	100.0	1	1
Alaska Gateway	Mentasta Lake School	3	3	100.0	0	0	na	3	3
Alaska Gateway	Tok School	7	8	114.3	12	9	75.0	19	17
Alaska Gateway	Walter Northway School	2	1	50.0	0	0	na	2	1
Delta/Greely	Delta Charter Cyber School	2	0	0.0	27	1	3.7	29	1
Delta/Greely	Delta Greely Alternative High S	0	0	na	4	3	75.0	4	3
Delta/Greely	Delta Greely Corresp./Alt.	0	1	na	3	1	33.3	3	2
Delta/Greely	Delta Junction Jr/Sr High Scho	1	2	200.0	29	28	96.6	30	30
Delta/Greely	Healy Lake School	0	1	na	0	0	na	0	1
Fairbanks	Alternative Learning Systems	19	16	84.2	71	71	100.0	90	87
Fairbanks	Ben Eielson Jr/Sr High School	1	1	100.0	64	65	101.6	65	66
Fairbanks	Fairbanks Youth Facility	1	0	0.0	0	0	na	1	0
Fairbanks	Guided Independent Study	1	0	0.0	14	7	50.0	15	7
Fairbanks	Lathrop High School	20	18	90.0	251	238	94.8	271	256
Fairbanks	North Pole High School	10	9	90.0	153	153	100.0	163	162
Fairbanks	West Valley High School	15	10	66.7	205	197	96.1	220	207
Galena	Galena Jr/Sr High School	16	14	87.5	3	2	66.7	19	16
Galena	Interior Distance Education of A	1	1	100.0	140	102	72.9	141	103
Galena	Project Education Residential S	14	11	78.6	1	1	100.0	15	12
Iditarod	Distance Learning/Corresp. Ctr	1	0	0.0	7	0	0.0	8	0
Iditarod	Innoko River School	2	0	0.0	0	0	na	2	0
Iditarod	David-Louis School	3	2	66.7	0	0	na	3	2
Iditarod	Holy Cross School	2	2	100.0	0	0	na	2	2
Iditarod	Lime Village School	1	1	100.0	0	0	na	1	1
Iditarod	McGrath School	6	8	133.3	2	2	100.0	8	10
Iditarod	Takotna School	0	1	na	1	1	100.0	1	2
Nenana	CyberLynx Corresp. School	3	3	100.0	38	27	71.1	41	30
Nenana	Nenana City School	6	4	66.7	9	9	100.0	15	13
Tanana	Maudrey J. Sommer School	4	4	100.0	0	0	na	4	4
Yukon Flats	Circle School	3	3	100.0	0	0	na	3	3
Yukon Flats	Far North School	0	0	na	4	3	75.0	4	3
Yukon Flats	Fort Yukon School	1	6	600.0	0	0	na	1	6
Yukon Flats	John Fredson School	1	1	100.0	0	0	na	1	1
Yukon Flats	Stevens Village School	1	1	100.0	0	0	na	1	1
Yukon Flats	Tsuk Taih School	0	1	na	0	0	na	0	1
Yukon/Koyukuk	Allakaket School	2	1	50.0	0	0	na	2	1
Yukon/Koyukuk	Andrew K. Demoski School	4	6	150.0	0	0	na	4	6
Yukon/Koyukuk	Jimmy Huntington School	3	2	66.7	0	0	na	3	2
Yukon/Koyukuk	Kaltag School	4	4	100.0	0	0	na	4	4
Yukon/Koyukuk	Merrelaine A Kangas School	2	3	150.0	0	0	na	2	3
Yukon/Koyukuk	Minto School	3	2	66.7	0	0	na	3	2
Yukon/Koyukuk	Wiseman/Coldfoot School	2	1	50.0	3	0	0.0	5	1
Doyon Region Total		171	154	90.1	1,043	923	88.5	1,214	1,077

Source: State of Alaska Department of Education and Early Development, 2001-2002 school year. Percent of graduates that are greater than 100 may be due to differing time frames for gathering enrollment and graduates data or students who graduate during the school year and are not counted enrolled on the last day of school.

Teacher Ethnicity

There were 1,198 teachers in the Doyon region schools for the 2002-2003 school year. Seventy-two teachers were Alaska Native.

Figure 35
Doyon Region Teacher Ethnicity
2002-2003 School Year



Source: State of Alaska Department of Education and Early Development.