

Alaska Native K-12 Education Indicators, 2005

Volume II: Achievement and Assessment

Prepared for:

First Alaskans Institute

Alaska Native Policy Center

Prepared by:



Anchorage • Juneau • Kodiak

September 2006

Introduction

This executive summary to the *Alaska Native K-12 Education Indicators, 2005 Volume II: Achievement and Assessments* provides statewide summary information on two topics that are covered in substantially greater detail in the body of the main report. The main report also includes education data for each Alaska Native region. Where possible, data comparisons are made between the 2004-2005 and 2003-2004 school years.

Adequate Yearly Progress

Holding schools accountable for the performance of all students is a cornerstone of the *No Child Left Behind Act*. This federal legislation applies only to schools receiving federal Title 1 funding, however, all schools need to inform parents about their Adequate Yearly Progress (AYP) and develop and implement a plan for improvement. Standardized test results, participation in the testing, and graduation rates for schools that include a 12th grade and attendance rates for all other schools form the basis for measuring AYP. The test scores used for determining AYP are the Standards Based Assessments for grades 3 through 9; and the High School Graduation Qualifying Exam (HSGQE) at grade 10.

Schools not meeting AYP goals for the first time are called Level 1 schools. If a school fails to achieve AYP for the second time, it is a Level 2 school – and so on to Level 5. Different consequences apply to different levels of schools that receive federal Title I funding.

For the 2004-2005 school year, 292 of the 501 public schools statewide met all the AYP targets, while 203 schools did not meet AYP targets. Six of the 501 schools were not evaluated for AYP either because no students were enrolled in grades 3 through 10, or the students were included in another school's evaluation. These schools included Alternative Learning Center, Mt. Iliamna Elementary, Danger Bay School, King Career Center, Village Charter School and Providence Heights. Five hundred and one schools are found in the Department of Education and Early Development AYP data, yet only 500 schools are noted in the Department's 2004-2005 school year school inventory (see *Alaska Native K-12 Education Indicators, 2005, Volume I*). The difference between these two numbers is Lake and Peninsula Correspondence School. The school was not considered "open" by the Alaska Department of Education and Early Development because it did not report any enrollment on October 1, 2004; however, it did have one student enrolled at some other point during the school year, and as such, it was included in the Department's AYP data.

Compared to the 2003-2004 AYP overall performance, there was no net decrease in the number of schools in Alaska making AYP in the 2004-2005 school year.

While some schools may have improved their AYP performance over the 2003-2004 school year, the way AYP was measured by the Alaska Department of Education and Early Development was changed for the 2004-2005 school year. Detailed information about individual schools and school district AYP status are available from the Alaska Department of Education and Early Development's website: http://www.eed.state.ak.us/DOE_Rolodex/AYP/2005/search.cfm.

Regions with the highest proportion of schools making the AYP list (in descending order of performance) are Chugach, Ahtna, Aleut, Sealaska, Koniag, Cook Inlet, Bristol Bay, and Doyon. In all of these regions, at least one-half of all schools made the AYP list.

Standards Based Assessments

All public school students in grades 3 through 9 are required to take the Standards Based Assessments. Students are tested on the Alaska Performance Standards/Grade Level Expectations (PSGLEs) in reading, writing, and mathematics. The PSGLEs are aligned to the Alaska Content Standards and are statements that define what all students should know and be able to do at the end of a given grade level. These assessments were first applied in the 2004-2005 school year, so no comparisons to the previous year's performance are available.

The tables below show the statewide results for each of the three subjects – reading, writing, and mathematics – for grades 3 through 9. Consistently, Alaska Native student proficiency rates were below the proficiency rates of students from all other ethnicities combined in all grades and subject categories.

Reading

*Table ES-1
Statewide
Reading -- Standards Based Assessment Results by Ethnicity, 2004 – 2005 School Year*

Level	Alaska Native		All Other		Total Tested
	Students Tested	Proficient Percent	Students Tested	Proficient Percent	
Grade 3	2,322	61.2%	6,765	85.2%	9,087
Grade 4	2,192	56.5	7,150	84.7	9,342
Grade 5	2,315	54.5	7,388	84.7	9,703
Grade 6	2,396	51.4	7,453	83.7	9,849
Grade 7	2,589	56.3	7,803	81.8	10,392
Grade 8	2,510	61.7	7,762	86.3	10,272
Grade 9	2,478	58.4	7,981	83.2	10,459

Source: Alaska Department of Education and Early Development.

Writing

*Table ES-2
Statewide
Writing -- Standards Based Assessment Results by Ethnicity, 2004 – 2005 School Year*

Level	Alaska Native		All Other		Total Tested
	Students Tested	Proficient Percent	Students Tested	Proficient Percent	
Grade 3	2,334	53.5%	6,767	82.1%	9,101
Grade 4	2,205	56.5	7,157	82.4	9,362
Grade 5	2,327	54.1	7,381	82.1	9,708
Grade 6	2,407	45.6	7,447	79.9	9,854
Grade 7	2,600	50.2	7,809	77.7	10,409
Grade 8	2,522	52.6	7,788	80.6	10,310
Grade 9	2,464	52.5	7,973	79.3	10,437

Source: Alaska Department of Education and Early Development.

Math

*Table ES-3
Statewide
Math -- Standards Based Assessment Results by Ethnicity, 2004 – 2005 School Year*

Level	Alaska Native		All Other		Total Tested
	Students Tested	Proficient Percent	Students Tested	Proficient Percent	
Grade 3	2,331	58.5%	6,790	81.3%	9,121
Grade 4	2,203	49.8	7,175	74.6	9,378
Grade 5	2,319	44.9	7,392	73.7	9,711
Grade 6	2,412	44.4	7,469	71.5	9,881
Grade 7	2,606	41.8	7,824	67.3	10,430
Grade 8	2,511	43.6	7,805	68.1	10,316
Grade 9	2,455	36.7	7,998	62.5	10,453

Source: Alaska Department of Education and Early Development.

[THIS PAGE LEFT BLANK INTENTIONALLY]

Table of Contents

Executive Summary	1
Introduction.....	1
Adequate Yearly Progress	1
Standards Based Assessments	2
Reading	2
Writing	2
Math.....	3
List of Tables	8
List of Figures.....	11
Introduction	13
Methodology	15
Data Limitations.....	15
Suppression of Data	15
Geographic Boundaries	15
Information Sources and Definition of Indicators	17
Adequate Yearly Progress.....	17
Standards Based Assessments	18
Statewide Indicators	19
Adequate Yearly Progress	19
List of Public Schools Making AYP	20
List of Public Schools Not Making AYP	27
Standards Based Assessments	31
Reading	31
Writing	32
Math.....	33
Alaska Native K-12 Education Indicators by Region	35
Data Limitations.....	35
Geographic Designation	35
Cyber and Correspondence Schools	35
Confidentiality of Data	35
Ahtna Region	37
Adequate Yearly Progress	37
List of Schools Making AYP	37
List of Schools Not Making AYP	37
Standards Based Assessments	38
Reading	38
Writing	38
Math.....	39
Aleut Region	41
Adequate Yearly Progress	41
List of Schools Making AYP	41
List of Schools Not Making AYP	42
Standards Based Assessments	42
Reading	42
Writing	43
Math.....	43
Arctic Slope Region	45
Adequate Yearly Progress	45
List of Schools Making AYP	45
List of Schools Not Making AYP	46

Standards Based Assessments	47
Reading	47
Writing	47
Math.....	48
Bering Straits Region	49
Adequate Yearly Progress	49
List of Schools Making AYP	49
List of Schools Not Making AYP	50
Standards Based Assessments	51
Reading	51
Writing	51
Math.....	52
Bristol Bay Region.....	53
Adequate Yearly Progress	53
List of Schools Making AYP	53
List of Schools Not Making AYP	54
Standards Based Assessments	55
Reading	55
Writing	55
Math.....	56
Calista Region	57
Adequate Yearly Progress	57
List of Schools Making AYP	57
List of Schools Not Making AYP	58
Standards Based Assessments	59
Reading	59
Writing	59
Math.....	60
Chugach Region.....	61
Adequate Yearly Progress	61
List of Schools Making AYP	61
Standards Based Assessments	62
Reading	62
Writing	62
Math.....	63
Cook Inlet Region.....	65
Adequate Yearly Progress	65
List of Schools Making AYP	65
List of Schools Not Making AYP	68
Standards Based Assessments	70
Reading	70
Writing	71
Math.....	71
Doyon Region	73
Adequate Yearly Progress	73
List of Schools Making AYP	73
List of Schools Not Making AYP	75
Standards Based Assessments	76
Reading	76
Writing	77
Math.....	77
Alyeska Central School	77

Koniag Region.....	79
Adequate Yearly Progress	79
List of Schools Making AYP	79
List of Schools Not Making AYP	80
Standards Based Assessments	81
Reading	81
Writing	81
Math.....	82
NANA Region.....	83
Adequate Yearly Progress	83
List of Schools Making AYP	83
List of Schools Not Making AYP	84
Standards Based Assessments	85
Reading	85
Writing	85
Math.....	86
Sealaska Region	87
Adequate Yearly Progress	87
List of Schools Making AYP	87
List of Schools Not Making AYP	90
Standards Based Assessments	91
Reading	91
Writing	91
Math.....	92
Mt. Edgecumbe High School	93
Glossary of Terms.....	95
Appendix A: AYP Sanctions	97
Sanctions for Schools Receiving Title I Funds	97
Sanctions for Schools that Do Not Receive Title I Funds	97
Sanctions for Districts	98
Recognition for Schools	98
Recognition for Districts.....	98
Appendix B: Grade Level Expectations	99

List of Tables

- Table 1 School Districts by Alaska Native Region 16
- Table 2 Number of Public Schools Making and Not Making AYP by Alaska Native Region,
2004 – 2005 School Year 19
- Table 3 Public Schools Making AYP by Alaska Native Region, 2004 – 2005 School Year..... 20
- Table 4 Public Schools Not Making AYP by Alaska Native Region, 2004 – 2005 School Year 27
- Table 5 Statewide Reading -- Standards Based Assessment Results by Ethnicity,
2004 – 2005 School Year 31
- Table 6 Statewide Writing -- Standards Based Assessment Results by Ethnicity,
2004 – 2005 School Year 32
- Table 7 Statewide Math -- Standards Based Assessment Results by Ethnicity,
2004 – 2005 School Year 33
- Table 8 Ahtna Region Public Schools Making AYP by School District, 2004 – 2005 School Year.. 37
- Table 9 Ahtna Region Reading -- Standards Based Assessment Results by Ethnicity,
2004 – 2005 School Year 38
- Table 10 Ahtna Region Writing -- Standards Based Assessment Results by Ethnicity,
2004 – 2005 School Year 38
- Table 11 Ahtna Region Math -- Standards Based Assessment Results by Ethnicity,
2004 – 2005 School Year 39
- Table 12 Aleut Region Public Schools Making AYP by School District, 2004 – 2005 School Year . 41
- Table 13 Aleut Region Public Schools Not Making AYP by School District, 2004 – 2005
School Year 42
- Table 14 Aleut Region Reading -- Standards Based Assessment Results by Ethnicity,
2004 – 2005 School Year 42
- Table 15 Aleut Region Writing -- Standards Based Assessment Results by Ethnicity,
2004 – 2005 School Year 43
- Table 16 Aleut Region Math -- Standards Based Assessment Results by Ethnicity,
2004 – 2005 School Year 43
- Table 17 Arctic Slope Region Public Schools Making AYP by School District,
2004 – 2005 School Year 45
- Table 18 Arctic Slope Region Public Schools Not Making AYP by School District,
2004 – 2005 School Year 46
- Table 19 Arctic Slope Region Reading -- Standards Based Assessment Results by Ethnicity,
2004 – 2005 School Year 47
- Table 20 Arctic Slope Region Writing -- Standards Based Assessment Results by Ethnicity,
2004 – 2005 School Year 47
- Table 21 Arctic Slope Region Math -- Standards Based Assessment Results by Ethnicity,
2004 – 2005 School Year 48
- Table 22 Bering Straits Region Public Schools Making AYP by School District,
2004 – 2005 School Year 49
- Table 23 Bering Straits Region Public Schools Not Making AYP by School District,
2004 – 2006 School Year 50
- Table 24 Bering Straits Region Reading -- Standards Based Assessment Results by Ethnicity,
2004 – 2005 School Year 51
- Table 25 Bering Straits Region Writing -- Standards Based Assessment Results by Ethnicity,
2004 – 2005 School Year 51
- Table 26 Bering Straits Region Math -- Standards Based Assessment Results by Ethnicity,
2004 – 2005 School Year 52
- Table 27 Bristol Bay Region Public Schools Making AYP by School District,
2004 – 2005 School Year 53
- Table 28 Bristol Bay Region Public Schools Not Making AYP by School District,
2004 – 2005 School Year 54
- Table 29 Bristol Bay Region Reading -- Standards Based Assessment Results by Ethnicity,
2004 – 2005 School Year 55

Table 30 Bristol Bay Region Writing -- Standards Based Assessment Results by Ethnicity, 2004 – 2005 School Year	55
Table 31 Bristol Bay Region Math -- Standards Based Assessment Results by Ethnicity, 2004 – 2005 School Year	56
Table 32 Calista Region Public Schools Making AYP by School District, 2004 – 2005 School Year	57
Table 33 Calista Region Public Schools Not Making AYP by School District, 2004– 2005 School Year	58
Table 34 Calista Region Reading -- Standards Based Assessment Results by Ethnicity, 2004 – 2005 School Year	59
Table 35 Calista Region Writing -- Standards Based Assessment Results by Ethnicity, 2004 – 2005 School Year	59
Table 36 Calista Region Math -- Standards Based Assessment Results by Ethnicity, 2004 – 2005 School Year	60
Table 37 Chugach Region Public Schools Making AYP by School District, 2004 – 2005 School Year	61
Table 38 Chugach Region Reading -- Standards Based Assessment Results by Ethnicity, 2004 – 2005 School Year	62
Table 39 Chugach Region Writing -- Standards Based Assessment Results by Ethnicity, 2004 – 2005 School Year	62
Table 40 Chugach Region Math -- Standards Based Assessment Results by Ethnicity, 2004 – 2005 School Year	63
Table 41 Cook Inlet Region Public Schools Making AYP by School District, 2004 – 2005 School Year	65
Table 42 Cook Inlet Region Public Schools Not Making AYP by School District, 2004 – 2005 School Year	68
Table 43 Cook Inlet Region Reading -- Standards Based Assessment Results by Ethnicity, 2004 – 2005 School Year	70
Table 44 Cook Inlet Region Writing -- Standards Based Assessment Results by Ethnicity, 2004 – 2005 School Year	71
Table 45 Cook Inlet Region Math -- Standards Based Assessment Results by Ethnicity, 2004 – 2005 School Year	71
Table 46 Doyon Region Public Schools Making AYP by School District, 2004 – 2005 School Year	73
Table 47 Doyon Region Public Schools Not Making AYP by School District, 2004 – 2005 School Year	75
Table 48 Doyon Region Reading -- Standards Based Assessment Results by Ethnicity, 2004 – 2005 School Year	76
Table 49 Doyon Region Writing -- Standards Based Assessment Results by Ethnicity, 2004 – 2005 School Year	77
Table 50 Doyon Region Math -- Standards Based Assessment Results by Ethnicity, 2004 – 2005 School Year	77
Table 51 Koniag Region Public Schools Making AYP by School District, 2004 – 2005 School Year	79
Table 52 Koniag Region Public School Not Making AYP by School District, 2004 – 2005 School Year	80
Table 53 Koniag Region Reading -- Standards Based Assessment Results by Ethnicity, 2004 – 2005 School Year	81
Table 54 Koniag Region Writing -- Standards Based Assessment Results by Ethnicity, 2004 – 2005 School Year	81
Table 55 Koniag Region Math -- Standards Based Assessment Results by Ethnicity, 2004 – 2005 School Year	82
Table 56 NANA Region Public Schools Making AYP by School District, 2004 – 2005 School Year	83
Table 57 NANA Region Public School Not Making AYP by School District, 2004 – 2005 School Year	84
Table 58 NANA Region Reading -- Standards Based Assessment Results by Ethnicity, 2004 – 2005 School Year	85

Table 59 NANA Region Writing -- Standards Based Assessment Results by Ethnicity, 2004 – 2005 School Year	85
Table 60 NANA Region Math -- Standards Based Assessment Results by Ethnicity, 2004 – 2005 School Year	86
Table 61 Sealaska Region Public Schools Making AYP by School District, 2004 – 2005 School Year	87
Table 62 Sealaska Region Public School Not Making AYP by School District, 2004 – 2005 School Year	90
Table 63 Sealaska Region Reading -- Standards Based Assessment Results by Ethnicity, 2004 – 2005 School Year	91
Table 64 Sealaska Region Writing -- Standards Based Assessment Results by Ethnicity, 2004 – 2005 School Year	91
Table 65 Sealaska Region Math -- Standards Based Assessment Results by Ethnicity, 2004 – 2005 School Year	92
Table 66 Mt. Edgecumbe High School Reading, Writing and Math -- Standards Based Assessment Results by Ethnicity, 2004 – 2005 School Year	93

List of Figures

Figure 1 Map of Alaska Native Regions	17
Figure 2 Statewide Reading –Percent Proficient, Standards Based Assessment Results by Ethnicity, 2004 – 2005 School Year	31
Figure 3 Statewide Writing -- Percent Proficient, Standards Based Assessment Results by Ethnicity, 2004 – 2005 School Year	32
Figure 4 Statewide Math -- Percent Proficient, Standards Based Assessment Results by Ethnicity, 2004 – 2005 School Year	33

[THIS PAGE LEFT BLANK INTENTIONALLY]

The First Alaskans Institute was established as a catalyst for action on major issues and challenges faced by Alaska Natives. Stressing one of its leading priority issues – public policy reform – First Alaskans Institute created the Alaska Native Policy Center. The major tasks of the Alaska Native Policy Center are to perform research and policy analysis, and to provide an information clearinghouse for anyone who needs accurate and factual analysis on such issues.

Alaska Natives face challenges in educational performance, attainment, and opportunities. In an effort to understand Alaska Native educational performance, the Alaska Native Policy Center asked the McDowell Group to prepare a 2005 update of *Alaska Native K-12 Education Indicators, 2004*. Where possible, data comparisons are made between the 2004-2005 and 2003-2004 school years.

The 2005 update provides a brief quantitative overview of Alaska Native educational performance. This overview is not intended to be a comprehensive documentation of all indicators, but rather to provide selected indicators of Alaska Natives' school environment and performance. The report presents these indicators at the statewide and Alaska Native regional level.

The 2005 edition is organized into three volumes, of which this report is the second volume. The content of the three volumes includes:

- *Volume I: Alaska Native K-12 Education Indicators: Demographics*
 - School inventory
 - “Students with Disabilities” enrollment
 - Attendance rates
 - Number of educators
 - Educator turnover
 - School enrollment
- *Volume II: Alaska Native K-12 Education Indicators: Achievement and Assessments*
 - Adequate Yearly Progress status
 - Standards Based Assessments results
 - Grade level expectations
- *Volume III: Alaska Native K-12 Education Indicators: Graduation, Drop-out, and Continuing Education*
 - High school qualifying exam results
 - High school graduation rates
 - Drop-out rates
 - General Educational Development (GED)

[THIS PAGE LEFT BLANK INTENTIONALLY]

McDowell Group produced this profile largely by compiling data from the Alaska Department of Education and Early Development. Special data runs from the Department were requested. These data were then compiled, analyzed, and formatted to produce tables and graphics.

Data Limitations

Suppression of Data

The Alaska Department of Education and Early Development has a protocol for reporting performance test results that will not reveal information about any particular student's performance. In this report, no results were reported if fewer than five students were tested (indicated with an asterisk). To report information for two categories of achievement (proficient or not proficient), if either category contained fewer than three students, then the number of students was not revealed, and the percentage of students at each achievement level was reported as a range of proficiency, such as "80 percent or more" or "20 percent or less."

Geographic Boundaries

ANCSA regional corporation boundaries and school district boundaries do not follow the same geographic lines. For instance, the Matanuska-Susitna Borough School District crosses boundaries with three different regional corporations: Cook Inlet Region, Doyon, and Ahtna. In addition, Alaska Native students are not necessarily affiliated with the regional corporation where their school is located.

To sort out the boundary and shareholder location issues, the following methodology was used to determine regional corporation educational indicators for purposes of this study:

- If a school district boundary included more than one regional corporation geographic area, the educational indicators were included with the regional corporation geographic area that had the greater number of Alaska Native residents. Adjustments are as follows:
 - Alaska Gateway School District data is included with other Doyon Ltd. regional schools, even though part of the school district includes Ahtna Regional Corporation land.
 - Iditarod School District data is included with other Doyon Ltd. regional schools, even though part of the school district includes Calista Corporation land.
 - Kenai Peninsula Borough School District data is included with Cook Inlet Region Inc. regional schools, even though part of the school district includes Chugach Alaska Corporation land.
 - Tanana School District data is included with other Doyon Ltd. regional schools, even though part of the school district includes Cook Inlet Region land.
 - Denali Borough School District data is included with other Ahtna Corporation regional schools, even though part of the school district includes Doyon Ltd. land.
 - Lake and Peninsula Borough School District data is included with other Bristol Bay Native Corporation regional schools, even though part of the school district includes Koniag Corporation land.
- School district data are presented at the regional corporation geographic area level. Individuals living or attending school in geographic regions outside of their home regional corporations are included in the regional corporation data where they were recorded as students. These data are not an assessment of the regional corporation shareholders or their children, but an assessment of the Alaska Native student population within a particular geographic area.
- Mt. Edgecumbe High School in Sitka was not included in the Sealaska geographic region, but listed separately in this report.

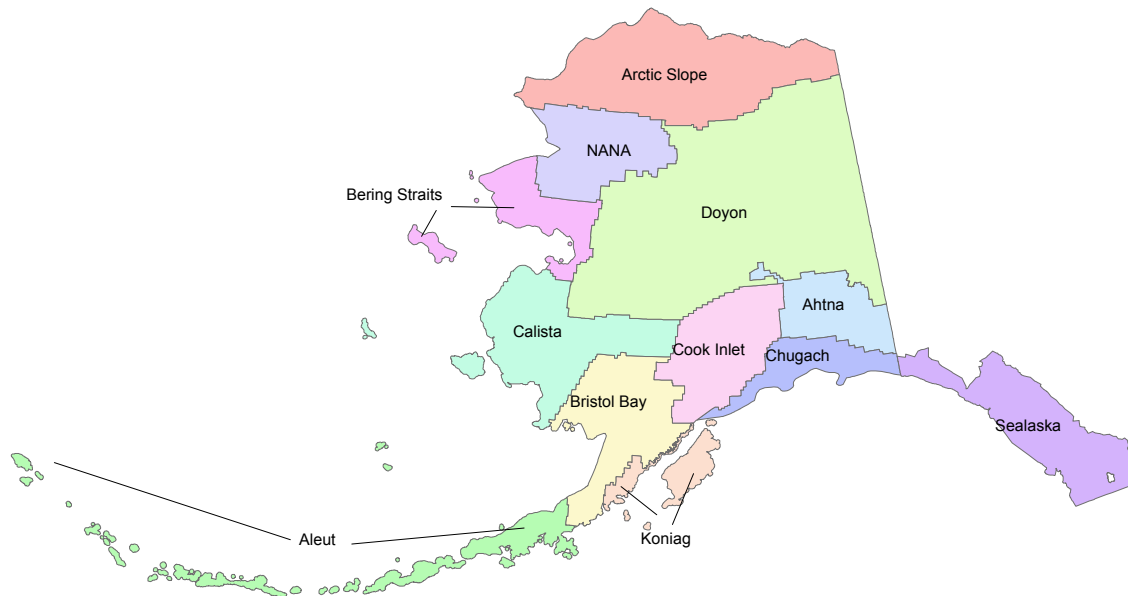
Table I provides a list of school districts found in each Alaska Native region.

*Table 1
School Districts by Alaska Native Region*

Alaska Native Region	School District(s) Included
Ahtna	Copper River Schools
	Denali Borough Schools
Aleut	Aleutian Region Schools
	Aleutians East Borough Schools
	Pribilof Schools
	Unalaska City Schools
Arctic Slope	North Slope Borough Schools
Bering Straits	Bering Strait Schools
	Nome City Schools
Bristol Bay	Bristol Bay Borough Schools
	Dillingham City Schools
	Lake & Peninsula Borough Schools
	Southwest Region Schools
Calista	Kashunamiut Schools
	Kuspuk School District
	Lower Kuskokwim Schools
	Lower Yukon Schools
	Saint Mary's Schools
Yupiit Schools	Yupiit Schools
Chugach	Chugach Schools
	Cordova City Schools
	Valdez City Schools
Cook Inlet	Anchorage Schools
	Kenai Peninsula Borough Schools
	Mat-Su Borough Schools
Doyon	Alaska Gateway Schools
	Delta/Greely Schools
	Fairbanks North Star Borough Schools
	Galena City Schools
	Iditarod Area Schools
	Nenana City Schools
	Tanana Schools
	Yukon Flats Schools
	Yukon/Koyukuk Schools
Koniag	Kodiak Island Borough Schools
NANA	Northwest Arctic Borough Schools
Sealaska	Annette Island Schools
	Chatham Schools
	Craig City Schools
	Haines Borough Schools
	Hoonah City Schools
	Hydaburg City Schools
	Juneau Borough Schools
	ake City Schools
	Ketchikan Gateway Borough Schools
	Klawock City Schools
	Pelican City Schools
	Petersburg City Schools
	Sitka Borough Schools
	Skagway City Schools
	Southeast Island Schools
	Wrangell Public Schools
Yakutat Schools	
Not assigned to an Alaska Native Region	Mt. Edgecumbe High School

Figure 1 shows the Alaska Native Regional Corporation geographic boundaries.

*Figure 1
Map of Alaska Native Regions*



Prepared by
Research and Analysis Section, Alaska Department of Labor and Workforce Development.
Source: 2000 TIGERline Files & ArcView 8.2

Information Sources and Definition of Indicators

Adequate Yearly Progress

The test scores used for determining Adequate Yearly Progress (AYP) are the Standards Based Assessments for grades 3 through 9; and the High School Graduation Qualifying Exam at grade 10.

Schools not meeting AYP goals for the first time are called Level 1 schools. If they do not make AYP for a second time, they are called Level 2 schools – and so on to Level 5. Different consequences apply to schools that receive federal Title I funding; however, all schools need to inform parents about their AYP status and develop and implement a plan for improvement. See Appendix A for a complete list of sanctions.

There are 31 ways to measure whether a school is making AYP in Alaska. Students at the school as a whole and within nine subgroups are assessed for their proficiency. A student participates once they have a valid test score on the standardized language arts (reading/writing) or mathematics test. Participating students schoolwide and within each of the nine subgroups must be proficient on the language arts tests and the mathematics test. The final measure of AYP is graduation rates for schools that have 12th grade. For those schools not offering 12th grade, attendance rates are used as the final measure.

For a school, a district, or the state public school system to satisfy the requirements for student participation in assessments, at least 95 percent of the students (and 95 percent of the students in each subgroup category of more than 20 students, such as economically disadvantaged or students with disabilities) who were enrolled on the first day of testing in grades 3 through 10, must participate in a state assessment in that year.

However, if a school has 40 or fewer students, or a subgroup category has more than 20 but no more than 40 students enrolled in grades 3 through 10, the requirements for participation are satisfied if no more than two students from that school or subgroup do not participate in a state assessment. A student participates in a state assessment if the student receives a valid test score on either the language arts or mathematics required state assessments. Additionally, students that are enrolled for the full academic year are included for performance and within the subgroups only if they meet the minimum “n” count, which is 20, or 40 for students with disabilities or limited English proficiency, otherwise student scores are not reported to ensure student anonymity.

“Safe harbor” is another way for a school to show it is making progress toward the statewide AYP goals. In general, safe harbor means a school can still make AYP if it reduces the percent of students who score below proficient on exams by 10 percent from the previous year. For example, if a school has 70 percent of students scoring below proficient, it would need to reduce the group scoring below proficient by 7 percent -- to 63 percent -- to meet Adequate Yearly Progress through the safe harbor provision. If the school does not reduce the proportion of students scoring “not proficient” by 10 percent, the Alaska Department of Education and Early Development runs a 75 percent confidence interval to see if enough improvement was made to reach safe harbor. There are other conditions needed to achieve the safe harbor provision: if a group reaches safe harbor according to test scores, it must also meet or exceed the “Other” indicator as a subgroup. If a group does not meet the 95 percent participation rate, it can average the past two years to achieve the 95 percent requirement. Individual subgroups in schools can meet safe harbor, but the school with a safe harbor designation only makes AYP if all subgroups, as well as the school as a whole, meet or exceed the annual measurable objectives, participation rate and other indicators.

Because the Alaska Department of Education and Early Development implemented new assessments in the 2004-2005 school year, the changes in school AYP designations may be related to the changes in those tests that serve as the foundation of the accountability system. Because the tests were new, the Department worked with educators from across the state to establish proficiency scores through a fair, technically sound, and legally defensible process, but those cut scores cannot be directly equated to the previous assessments given in 2003-2004 and previous years. Therefore, comparing AYP results data from the 2004-2005 school year to 2003-2004 school year has some limitations. Further detail is available on the Department’s website: <http://www.eed.state.ak.us/tls/assessment/ayp/AYPWorksheetExplained.pdf>.

Standards Based Assessments

All public school students in grades 3 through 9 are required to take the Standards Based Assessments, a standardized administered test. Students are tested on the Alaska Performance Standards/Grade Level Expectations (PSGLEs) in reading, writing, and mathematics. The PSGLEs are aligned to the Alaska Content Standards and are statements that define what all students should know and be able to do at the end of a given grade level. Each Performance Standard/Grade Level Expectation is meant to further define a content standard. Alaska teachers developed the PSGLEs for Alaska students. The tests are machine-scored except for answers that require extended responses or written prompts, which are scored using a question-specific scoring rubric and are scored by professional staff experienced in providing reliable and consistent hand scoring. All constructed-response questions and writing prompts allow for full or partial credit.

For detailed information on the standards, access the Alaska Department of Education & Early Development publication, *Alaska Standards: Content and Performance Standards for Alaska Students* available on the Department’s website at: <http://www.eed.state.ak.us/standards/>. Additional detailed information of the Grade Level Expectations is found in Appendix B of this volume.

The Alaska Department of Education and Early Development provided the testing results for all schools by ethnicity. Protocols developed by the Alaska Department of Education and Early Development for how to prevent the release of data that may reveal an individual student’s performance were observed. The Standards Based Assessments were first applied in the 2004-2005 school year, therefore no comparisons to previous years’ performances are available.

Adequate Yearly Progress

Holding schools accountable for the performance of all students is a cornerstone of the *No Child Left Behind Act*. Standardized test results, participation in the testing, graduation rates for schools that include a 12th grade, and attendance rates for all other schools form the basis for measuring Adequate Yearly Progress (AYP). The test scores used for determining AYP are the Standards Based Assessments for grades 3 through 9; and the High School Graduation Qualifying Exam (HSGQE) at grade 10. Beginning in 2006, the 10th grade AYP results will be based on Standards Based Assessments and the HSGQE.

Detailed information about individual school and school district AYP status is available from the Alaska Department of Education and Early Development's website: http://www.eed.state.ak.us/DOE_Rolodex/AYP/2005/search.cfm.

The following table summarizes by Alaska Native region the number of schools making or not making AYP.

*Table 2
Number of Public Schools Making and Not Making AYP by Alaska Native Region,
2004 – 2005 School Year*

Alaska Native Region	Number of Schools Making AYP	Number of Schools Not Making AYP	Not Evaluated*	Total Number of Schools
Ahtna	11	1	0	12
Aleut	11	2	0	13
Arctic Slope	2	8	0	10
Bering Straits	7	12	0	19
Bristol Bay	16	12	0	28
Calista	12	41	0	53
Chugach	9	0	0	9
Cook Inlet	110	61	4	175
Doyon	47	39	0	86
Koniag	9	4	1	14
NANA	2	10	1	13
Sealaska	55	13	0	68
Mt. Edgecumbe High School	1	0	0	1
Statewide Totals	292	203	6	501
Comparison to Previous Year				
<i>Statewide Totals 2003-2004 School Year</i>	292	205	3	500
<i>Change</i>	0	-2	+3	+1
<i>Percent Change</i>	0.0%	-1.0%	+100.0%	+0.2%

Source: Alaska Department of Education and Early Development.

Notes: *Cook Inlet-Mt. Iliamna Elementary, Providence Heights, King Career Center, Village Charter School; Koniag-Danger Bay; and NANA- Alternative Learning Center were not evaluated. Lake and Peninsula Correspondence School in the Bristol Bay region did not have any students enrolled during the enrollment reporting period, but did have one student tested for AYP later in the school year.

List of Public Schools Making AYP

For the 2004-2005 school year, 292 of the 501 public schools statewide met all AYP targets. It is important to recognize that the Alaska Department of Education and Early Development made methodological changes in how it assesses AYP between the 2003-2004 and 2004-2005 school years, and results may not necessarily reflect improvements in a school's performance.

Regions with the highest proportion of schools making the AYP list are – in descending order – Chugach, Ahtna, Aleut, Sealaska, Koniag, Cook Inlet, Bristol Bay, and Doyon. In all of these regions at least one-half of all schools made the AYP list.

Regions with the lowest proportion of schools making the AYP list – in descending order – are NANA, Arctic Slope, Calista, and Bering Straits.

The following table contains a list of public schools by Alaska Native region that made AYP for the 2004-2005 school year. The table also indicates whether the school had made AYP in the 2003-2004 school year.

*Table 3
Public Schools Making AYP by Alaska Native Region,
2004 – 2005 School Year*

Alaska Native Region and District Name	School Name	Met AYP 2003-2004 School Year
Ahtna		
Copper River Schools	Chistochina School	Yes
	Copper Center School	Yes
	Copper River Correspondence	Yes
	Gakona Elementary	Yes
	Glennallen Elementary	Yes
	Kenny Lake School	Yes
	Slana School	Yes
Denali Borough Schools		
	Anderson School	Yes
	Cantwell School	Yes
	Denali Peak Program	Yes
	Tri-Valley School	Yes
Aleut		
Aleutian Region Schools		
	Adak School	Yes
	Nikolski School	Yes
	Yakov E. Netsvetov School (SH)	Yes
Aleutians East Borough Schools		
	Cold Bay School	Yes
	False Pass School	Yes
	King Cove School	Yes
	Nelson Lagoon School	Yes
Pribilof Schools		
	St George School	Yes
	St Paul School	Yes
Unalaska City Schools		
	Unalaska Elementary	Yes
	Unalaska Jr/Sr High School	Yes
Arctic Slope		
North Slope Borough Schools		
	Harold Kaveolook School	Yes
	Nunamiut School (SH)	No

*Table 3 (cont'd)
Public Schools Making AYP by Alaska Native Region,
2004 – 2005 School Year*

Alaska Native Region and District Name	School Name	Met AYP 2003-2004 School Year
Bering Straits		
Bering Strait Schools	Martin L. Olson School (SH)	Yes
	Shaktoolik School (SH)	Yes
	Shishmaref School (SH)	No
	Unalakleet School	No
	White Mountain School	Yes
Nome City Schools		
Nome City Schools	Anvil City Science Academy	Yes
	Nome Youth Facility	Yes
Bristol Bay		
Bristol Bay Borough Schools	Bristol Bay Middle/High School	Yes
	Naknek Elementary	Yes
Dillingham City Schools		
Dillingham City Schools	Dillingham Elementary (SH)	No
Lake and Peninsula Borough Schools		
Lake and Peninsula Borough Schools	Chignik Lagoon School	Yes
	Dena'ina School	Yes
	Egegik School	Yes
	Igiugig School	Yes
	Lake & Peninsula Correspondence School	NA
	Levelock School	No
	Pilot Point School	Yes
Tanalian School	Yes	
Southwest Region Schools		
Southwest Region Schools	Aleknagik School	No
	Clarks Point School	Yes
	Koliganek School	Yes
	Twin Hills School	No
	William "Sonny" Nelson School	Yes
Calista		
Kuspuk Schools	George Willis Sr. School	Yes
	Gusty Michael School (SH)	Yes
Lower Kuskokwim Schools		
Lower Kuskokwim Schools	Akiuk Memorial School	Yes
	Bethel Alternative Boarding School	No
	Bethel Youth Facility	Yes
	Chaputnguak School (SH)	No
	Nuniarmiut School (SH)	Yes
	Rocky Mountain School	No
Lower Yukon Schools		
Lower Yukon Schools	Marshall School (SH)	No
	Pilot Station School (SH)	No
	Pitkas Point School (SH)	No
	Russian Mission School	No
Chugach		
Chugach Schools	Chenega Bay School	Yes
	Chugach Extension Correspondence	Yes
	Tatitlek Community School	No
	Whittier Community School	Yes
Cordova City Schools		
Cordova City Schools	Cordova Jr/Sr High School	Yes
	Mt. Eccles Elementary	Yes
Valdez City Schools		
Valdez City Schools	George H Gilson Jr. H.S.	Yes
	Hermon Hutchens Elementary	Yes
	Valdez High School	Yes

*Table 3 (cont'd)
Public Schools Making AYP by Alaska Native Region,
2004 – 2005 School Year*

Alaska Native Region and District Name	School Name	Met AYP 2003-2004 School Year
Cook Inlet		
Anchorage Schools	Airport Heights Elementary Alpenglow Elementary Aquarian Charter School Aurora Elementary Avail School Baxter Elementary Bayshore Elementary Bear Valley Elementary Birchwood ABC Elementary Chester Valley Elementary Chugach Optional Elementary Chugiak Elementary College Gate Elementary Continuation School Creekside Park Elementary Denali Elementary Eagle River Elementary Fairview Elementary (SH) Fire Lake Elementary Girdwood School Gladys Wood Elementary Goldenview Middle School Government Hill Elementary Homestead Elementary Huffman Elementary Inlet View Elementary Kasuun Elementary Kincaid Elementary Klatt Elementary Lake Hood Elementary Lake Otis Elementary Mountain View Elementary (SH) Mt. Spurr Elementary Muldoon Elementary (SH) North Star Elementary (SH) Northern Lights ABC K-8 School Northwood Elementary Nunaka Valley Elementary O'Malley Elementary Orion Elementary School Polaris K-12 School Rabbit Creek Elementary Ravenwood Elementary Rogers Park Elementary Russian Jack Elementary Sand Lake Elementary Scenic Park Elementary Spring Hill Elementary	Yes Yes Yes Yes No Yes Yes Yes Yes Yes Yes Yes No Yes No Yes Yes Yes No Yes Yes Yes Yes No Yes Yes No No Yes Yes Yes No Yes No No Yes Yes Yes Yes No Yes No Yes

Table 3 (cont'd)
Public Schools Making AYP by Alaska Native Region,
2004 – 2005 School Year

Alaska Native Region and District Name	School Name	Met AYP 2003-2004 School Year
Cook Inlet (cont'd)		
Anchorage Schools (cont'd)	Steller Secondary School	Yes
	Susitna Elementary	No
	Taku Elementary	Yes
	Trailside Elementary	Yes
	Tudor Elementary	Yes
	Turnagain Elementary	Yes
	Ursa Major Elementary	Yes
	Ursa Minor Elementary	Yes
	William Tyson Elementary (SH)	No
	Willow Crest Elementary	No
	Wonder Park Elementary	Yes
Kenai Peninsula Borough Schools	Aurora Borealis Charter School	Yes
	Chapman School	Yes
	Cooper Landing School	Yes
	Fireweed Academy	Yes
	Homer Flex School	No
	Homer High School	Yes
	Homer Middle School	Yes
	Hope School	Yes
	Kachemak Selo School	No
	Kaleidoscope School of Arts & Sciences	N/A
	Kalifornsky Beach Elementary	Yes
	Kenai Peninsula Youth Facility	Yes
	McNeil Canyon Elementary	Yes
	Moose Pass School	Yes
	Mt. View Elementary	Yes
	Nikolaevsk School	Yes
	Ninilchik School	Yes
	Paul Banks Elementary (SH)	Yes
	Port Graham School	Yes
	Redoubt Elementary	Yes
	Sears Elementary (SH)	Yes
	Seward Elementary	Yes
	Seward Middle School	No
	Skyview High School	Yes
	Soldotna Elementary	Yes
	Soldotna High School	Yes
	Soldotna Middle School	No
	Soldotna Montessori Charter School	Yes
	Sterling Elementary	Yes
	Tustumena Elementary	Yes
	Voznesenka Elementary	Yes
	West Homer Elementary	Yes

*Table 3 (cont'd)
Public Schools Making AYP by Alaska Native Region,
2004 – 2005 School Year*

Alaska Native Region and District Name	School Name	Met AYP 2003-2004 School Year
Cook Inlet (cont'd)		
Mat-Su Borough Schools	Academy Charter School Beryozava School Big Lake Elementary Cottonwood Creek Elementary Glacier View School Goose Bay Elementary Houston High School Iditarod Elementary Meadow Lakes Elementary Midnight Sun Family Learning Center Pioneer Peak Elementary Sherrod Elementary Snowshoe Elementary Susitna Valley High Sutton Elementary Swanson Elementary (SH) Talkeetna Elementary Trapper Creek Elementary Willow Elementary	Yes Yes Yes Yes No No Yes Yes Yes Yes Yes No Yes No Yes No Yes Yes Yes
Doyon		
Alaska Gateway Schools	Dot Lake School Eagle Community School Tanacross School Tok School	Yes Yes Yes Yes
Delta/Greely Schools	Delta Junction Elementary Delta Junction Sr. High School Delta/Greely Correspondence Gerstle River School (SH) Healy Lake School New Horizons High School	Yes Yes No No N/A Yes
Fairbanks North Star Borough Schools	Anderson Elementary Anne Wien Elementary Arctic Light Elementary Badger Road Elementary Barnette Magnet School Ben Eielson Jr/Sr High School Chinook Charter School Crawford Elementary Denali Elementary Hunter Elementary Hutchison High School Joy Elementary Ladd Elementary Nordale Elementary North Pole Elementary Pearl Creek Elementary	Yes Yes No Yes Yes Yes Yes Yes Yes No N/A No Yes Yes No Yes

Table 3 (cont'd)
Public Schools Making AYP by Alaska Native Region,
2004 – 2005 School Year

Alaska Native Region and District Name	School Name	Met AYP 2003-2004 School Year
Doyon (cont'd)		
Fairbanks North Star Borough Schools (con't'd)	Salcha Elementary	Yes
	Star of the North Charter School	N/A
	Ticasuk Brown Elementary	No
	Two Rivers School	Yes
	University Park Elementary	Yes
	Weller Elementary	Yes
	West Valley High School	Yes
	Woodriver Elementary	No
Galena City Schools		
Galena City Schools	Galena Elementary	Yes
	Galena Jr/Sr High School	Yes
Iditarod Area Schools		
Iditarod Area Schools	Blackwell School (SH)	No
	Lime Village School	Yes
	McGrath School (SH)	No
Nenana City Schools		
Nenana City Schools	Nenana City School	Yes
Yukon Flats Schools		
Yukon Flats Schools	Circle School	No
	Far North School	Yes
Yukon/Koyukuk Schools		
Yukon/Koyukuk Schools	Andrew K. Demoski School (SH)	No
	Ella B. Verneti School	No
	Gladys Dart School	Yes
	Johnny Oldman School	No
	Minto School	Yes
Koniag		
Kodiak Island Borough Schools		
Kodiak Island Borough Schools	Akhiok School	Yes
	Chiniak School	Yes
	East Elementary	Yes
	Main Elementary	Yes
	North Star Elementary	Yes
	Old Harbor School	Yes
	Ouzinkie School	No
	Peterson Elementary	Yes
	Port Lions School	Yes
NANA		
Northwest Arctic Borough Schools		
Northwest Arctic Borough Schools	June Nelson Elementary (SH)	No
	Kobuk School	Yes
Sealaska		
Annette Island Schools		
Annette Island Schools	Leask Middle School	Yes
	Metlakatla High School	Yes
	Richard Johnson Elementary	No
Chatham Schools		
Chatham Schools	Gustavus School	Yes
	Klukwan School	Yes
	Tenakee Springs School	Yes
Craig City Schools		
Craig City Schools	Craig Alternative High School	No
	Craig Elementary	Yes
	Craig High School	Yes
	Craig Middle School	Yes

*Table 3 (cont'd)
Public Schools Making AYP by Alaska Native Region,
2004 – 2005 School Year*

Alaska Native Region and District Name	School Name	Met AYP 2003-2004 School Year
Haines Borough Schools	Haines Correspondence	Yes
	Haines Elementary	Yes
	Haines High School	Yes
	Mosquito Lake Elementary	Yes
Hoonah City Schools	Hoonah Elementary	Yes
	Hoonah Jr/Sr High School (SH)	No
Hydaburg City Schools	Hydaburg School	Yes
Juneau Borough Schools	Auke Bay Elementary	Yes
	Floyd Dryden Middle School	No
	Gastineau Elementary	Yes
	Glacier Valley Elementary	Yes
	Juneau Community Charter School	Yes
	Riverbend Elementary	Yes
Kake City Schools	Kake School	Yes
Ketchikan Gateway Borough Schools	Ketchikan Charter School	Yes
	Ketchikan High School	Yes
	Ketchikan Regional Youth Facility	Yes
	Point Higgins School	Yes
	Schoenbar Middle School	Yes
	Tongass School of Arts & Sciences	Yes
	White Cliff Elementary	Yes
Klawock City Schools	Klawock City School	Yes
Pelican City Schools	Pelican School	Yes
Petersburg City Schools	Mitkof Middle School	Yes
	Petersburg High School	Yes
	Rae C. Stedman Elementary	Yes
Sitka Borough Schools	Baranof Elementary (SH)	No
	Blatchley Middle School	Yes
	Keet Gooshi Heen Elementary	No
	Sitka Correspondence	Yes
	Sitka High School	Yes
Skagway City Schools	Skagway City School	Yes
Southeast Island Schools	Howard Valentine School	Yes
	Hyder School	Yes
	Kasaan School	Yes
	Naukati School	Yes
	Port Alexander School	Yes
	Port Protection School	No
	SE Island Correspondence	No
	Thorne Bay School	Yes
	Whale Pass School	Yes
Wrangell City Schools	Evergreen Elementary	Yes
	Stikine Middle School	Yes
	Wrangell High School	Yes
Yakutat City Schools	Yakutat School	Yes
Other		
Mt. Edgecumbe High School	Mt. Edgecumbe High School	Yes

Source: Alaska Department of Education and Early Development.

Notes: (SH) - Indicates a school designated as a "safe harbor" school. In the 2004-2005 school year, Hydaburg School and Kake School were two separate schools merged into one. However, both schools met AYP in the 2003-2004 school year. Craig Alternative High School was previously PACE Learning Centers.

List of Public Schools Not Making AYP

For the 2004-2005 school year, 203 of the 501 public schools statewide did not meet all AYP targets.

The following table contains a list of schools that did not make AYP for the school year 2004-2005. This table also indicates whether the school made AYP in the 2003-2004 school year.

*Table 4
Public Schools Not Making AYP by Alaska Native Region,
2004 – 2005 School Year*

Alaska Native Region and District Name	School Name	Met AYP 2003-2004 School Year
Ahtna		
Copper River Schools	Glennallen Jr/Sr High School	Yes
Aleut		
Aleutians East Borough Schools	Akutan School	Yes
	Sand Point School	Yes
Arctic Slope		
North Slope Borough Schools	Alak School (SH)	No
	Barrow High School	No
	Eben Hopson Middle School (SH)	No
	Fred Ipalook Elementary	No
	Kali School	Yes
	Meade River School	No
	Nuiqsut Trapper School	No
	Tikigag School (SH)	No
Bering Straits		
Bering Strait Schools	Aniguiin School	No
	Anthony A. Andrews School (SH)	No
	Brevig Mission School (SH)	No
	Diomedea School (SH)	Yes
	Gambell School	No
	Hogarth Kingeekuk Memorial School	No
	James C. Isabell School	Yes
	Koyuk-Malemute School	Yes
	Tukurngailnguq School (SH)	No
	Wales School	Yes
Nome City Schools	Nome Elementary	No
	Nome-Beltz Jr/Sr High	No
Bristol Bay		
Dillingham City Schools	Dillingham Middle/High School (SH)	No
Lake and Peninsula Borough Schools	Chignik Bay School	Yes
	Chignik Lake School	Yes
	Kokhanok School (SH)	No
	Meshik School	Yes
	Newhalen School (SH)	No
	Nondalton School	No
	Perryville School (SH)	No
Southwest Region Schools	Chief Ivan Blunka School (SH)	No
	Manokotak School (SH)	No
	Portage Creek School	Yes
	Togiak School	No

*Table 4 (cont'd)
Public Schools Not Making AYP by Alaska Native Region,
2004 – 2005 School Year*

Alaska Native Region and District Name	School Name	Met AYP 2003-2004 School Year
Calista		
Kashunamiut Schools	Chevak School (SH)	No
Kuspuk Schools	Aniak High School (SH)	No
	Auntie Mary Nicoli Elementary (SH)	No
	Crow Village Sam School (SH)	No
	George Morgan Sr. H.S.	No
	Jack Egnaty Sr. School	No
	Johnnie John Sr. School (SH)	No
	Joseph S. & Olinga Gregory Elementary (SH)	No
	Zackar Levi Elementary	No
Lower Kuskokwim Schools	Akula Elitnaurvik School (SH)	No
	Anna Tobeluk Memorial School	No
	Ayaprun Elitnaurvik Yup'ik Immersion	No
	Ayaprun School (SH)	No
	Bethel Regional High School	No
	Chief Paul Memorial School (SH)	No
	Dick R Kiunya Memorial School	No
	Eek School (SH)	No
	Joann A. Alexie Memorial School (SH)	No
	Ket'acik/Aapalluk Memorial School (SH)	No
	Kilbuck Elementary	No
	Kuinerrarmiut Elitnaurviat (SH)	No
	Kwigillingok School (SH)	No
	Lewis Angapak Memorial School (SH)	No
	Mikelnguut Elitnaurviat (SH)	No
	Nelson Island Area School (SH)	No
	Nightmute School	No
	Paul T. Albert Memorial School	No
	Qugcuun Memorial School (SH)	No
	William Miller Memorial School	No
	Z. John Williams Memorial School (SH)	No
Lower Yukon Schools	Alakanuk School (SH)	No
	Emmonak School	No
	Hooper Bay School (SH)	No
	Ignatius Beans School (SH)	No
	Kotlik School (SH)	No
	Scammon Bay School	No
	Sheldon Point School	No
Saint Mary's Schools	St. Mary's School	Yes
Yupiiit Schools	Akiachak School	No
	Akiak School	No
	Tuluksak School	No
Cook Inlet		
Anchorage Schools	Abbott Loop Elementary	Yes
	Alaska School for the Deaf & Hard of Hearing (SH)	No
	Bartlett High School	No
	Benson Secondary/S.E.A.R.C.H. (SH)	No
	Bowman Elementary	Yes
	Campbell Elementary	Yes
	Central Middle School of Science	No
	Chinook Elementary	No
	Chugiak High School	Yes
	Clark Middle School	No
	Crossroads School	No
	Dimond High School	No
	East High School	No
	Family Partnership Charter School	No
	Frontier Charter	No
	Gruening Middle School	No
	Hanshaw Middle School	No
	Highland Tech. Charter School	Yes
	McLaughlin Youth Center	No

*Table 4 (cont'd)
Public Schools Not Making AYP by Alaska Native Region,
2004 – 2005 School Year*

Alaska Native Region and District Name	School Name	Met AYP 2003-2004 School Year
Cook Inlet (cont'd) Anchorage Schools (cont'd)	Mears Middle School Mirror Lake Middle School Ocean View Elementary Ptarmigan Elementary Romig Middle School	No No Yes Yes No
	S.A.V.E. High School Service High School South Anchorage High School Wendler Middle School West High School Whaley School Williwaw Elementary	No Yes N/A No No No No
Kenai Peninsula Borough Schools	Connections Kenai Alternative High School Kenai Central High School Kenai Middle School Nanwalek School (SH) Nikiski Middle/Senior High School Nikiski North Star Elementary Razdolna School Seward High School Spring Creek School Susan B English School Tebughna School (SH)	No No Yes Yes No Yes Yes Yes Yes Yes Yes No
Mat-Su Borough Schools	Burchell High School Butte Elementary Colony High School Colony Middle School Correspondence Study School Finger Lake Elementary Houston Middle School Larson Elementary Matanuska-Susitna Secondary School MidValley High (SH) Palmer High School Palmer Middle School SeeUOnline.org Tanaina Elementary Teeland Middle School Valley Pathways Wasilla High School Wasilla Middle School	No Yes Yes Yes No Yes No No N/A No No Yes No No No No No No No
Doyon Alaska Gateway Schools	Alaska Gateway Correspondence Mentasta Lake School Tetlin School (SH) Walter Northway School (SH)	Yes Yes No Yes
Delta/Greely Schools	Delta Charter Cyber School Fort Greely School	No No
Fairbanks North Star Borough Schools	Alternative Learning Systems Fairbanks Youth Facility Guided Independent Study Howard Luke Academy (SH) Lathrop High School North Pole High School North Pole Middle School Randy Smith Middle School Ryan Middle School Tanana Middle School	No No No No Yes Yes Yes No No No Yes

*Table 4 (cont'd)
Public Schools Not Making AYP by Alaska Native Region,
2004 – 2005 School Year*

Alaska Native Region and District Name	School Name	Met AYP 2003-2004 School Year
Doyon (cont'd)		
Galena City Schools	Galena Interior Learning Academy (GILA) Interior Distance Education of Alaska (IDEA)	No No
Iditarod Area Schools	David-Louis School (SH) Distance Learning/Correspondence Center Holy Cross School (SH) Innoko River School (SH) Takovna Community School (SH) Top of the Kuskokwim School	No No No No Yes No
Nenana City Schools	CyberLynx Correspondence Program	No
Tanana Schools	Maudrey J. Sommer School Yukon River Academy Correspondence	Yes No
Yukon Flats Schools	Arctic Village School (SH) Cruikshank School (SH) Fort Yukon School John Fredson School (SH) Stevens Village School Tsuk Taih School (SH)	No No No No No No
Yukon/Koyukuk Schools	Allakaket School Alyeska Central School Jimmy Huntington School Kaltag School (SH) Merrelaine A Kangas School (SH) Raven Correspondence School	No Yes Yes Yes No No
Koniag		
Kodiak Island Borough Schools	Kodiak High School Kodiak Island Correspondence Kodiak Middle School Larsen Bay School	No Yes Yes Yes
NANA		
Northwest Arctic Borough Schools	Ambler School (SH) Aqqaluk High/Noorvik Elementary (SH) Buckland School Davis-Ramoth School (SH) Deering School Kiana School (SH) Kotzebue Middle/High School (SH) McQueen School (SH) Napaaqtugmiut School (SH) Shungnak School (SH)	No No Yes No No No No No No No
Sealaska		
Chatham Schools	Angoon School (SH)	No
Craig City Schools	PACE Correspondence	Yes
Juneau Borough Schools	Dzantik'i Heeni Middle School Harborview Elementary Johnson Youth Center Juneau District Correspondence School Juneau-Douglas High School Mendenhall River School	No Yes No No No Yes
Ketchikan Gateway Borough Schools	Houghtaling Elementary Ketchikan Correspondence Revilla Jr/Sr High School	Yes No No
Sitka Borough Schools	Pacific High School	No
Southeast Island Schools	Hollis School	Yes

Source: Alaska Department of Education and Early Development.

Notes: Schools were not assessed in the 2003-2004 school year if they did not exist or if they did not have students in grades 3 through 10.

(SH) - Indicates a school designated as a "safe harbor" school.

Standards Based Assessments

All public school students in grades 3 through 9 are required to take the Standards Based Assessments. Students are tested on the Alaska Performance Standards/Grade Level Expectations (PSGLEs) in reading, writing, and mathematics. The PSGLEs are aligned to the Alaska Content Standards and are statements that define what all students should know and be able to do at the end of a given grade level. These assessments were first applied in the 2004-2005 school year, so no comparisons to previous year's performance are available.

For detailed information on the standards, access the Alaska Department of Education & Early Development publication, *Alaska Standards: Content and Performance Standards for Alaska Students* available on the Department's website at: <http://www.eed.state.ak.us/standards/>. Additional detailed information of the Grade Level Expectations can be found in Appendix B.

The three tables below show the statewide results for each of the three subjects -- reading, writing, and mathematics -- presented by grades 3 through 9. The accompanying figures indicate that Alaska Native student proficiency rates were below the proficiency rates of students from all other ethnicities combined in all grades and subject categories.

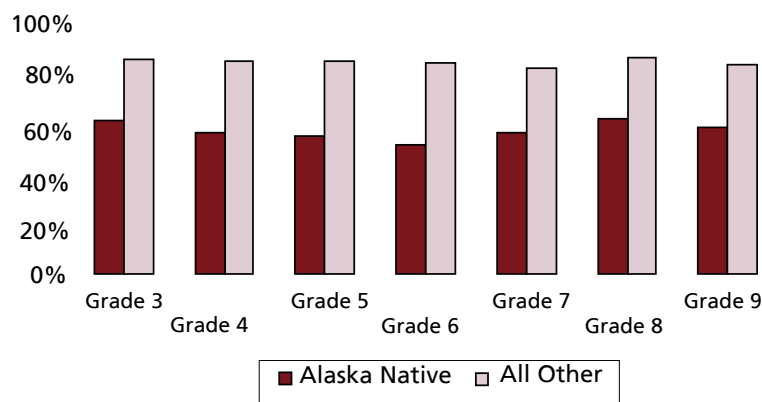
Reading

*Table 5
Statewide
Reading -- Standards Based Assessment Results by Ethnicity,
2004 - 2005 School Year*

Level	Alaska Native		All Other		Total Tested
	Students Tested	Proficient Percent	Students Tested	Proficient Percent	
Grade 3	2,322	61.2%	6,765	85.2%	9,087
Grade 4	2,192	56.5	7,150	84.7	9,342
Grade 5	2,315	54.5	7,388	84.7	9,703
Grade 6	2,396	51.4	7,453	83.7	9,849
Grade 7	2,589	56.3	7,803	81.8	10,392
Grade 8	2,510	61.7	7,762	86.3	10,272
Grade 9	2,478	58.4	7,981	83.2	10,459

Source: Alaska Department of Education and Early Development.

*Figure 2
Statewide
Reading -- Percent Proficient, Standards Based Assessment Results by Ethnicity,
2004 - 2005 School Year*



Source: Alaska Department of Education and Early Development.

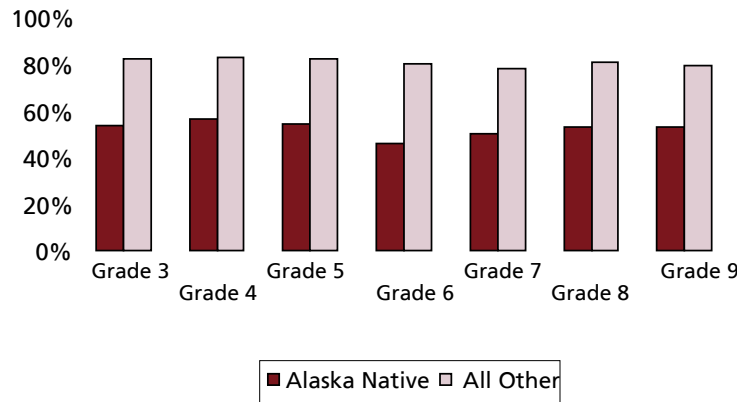
Writing

*Table 6
Statewide
Writing -- Standards Based Assessment Results by Ethnicity,
2004 – 2005 School Year*

Level	Alaska Native		All Other		Total Tested
	Students Tested	Proficient Percent	Students Tested	Proficient Percent	
Grade 3	2,334	53.5%	6,767	82.1%	9,101
Grade 4	2,205	56.5	7,157	82.4	9,362
Grade 5	2,327	54.1	7,381	82.1	9,708
Grade 6	2,407	45.6	7,447	79.9	9,854
Grade 7	2,600	50.2	7,809	77.7	10,409
Grade 8	2,522	52.6	7,788	80.6	10,310
Grade 9	2,464	52.5	7,973	79.3	10,437

Source: Alaska Department of Education and Early Development.

*Figure 3
Statewide
Writing -- Percent Proficient, Standards Based Assessment Results by Ethnicity,
2004 – 2005 School Year*



Source: Alaska Department of Education and Early Development.

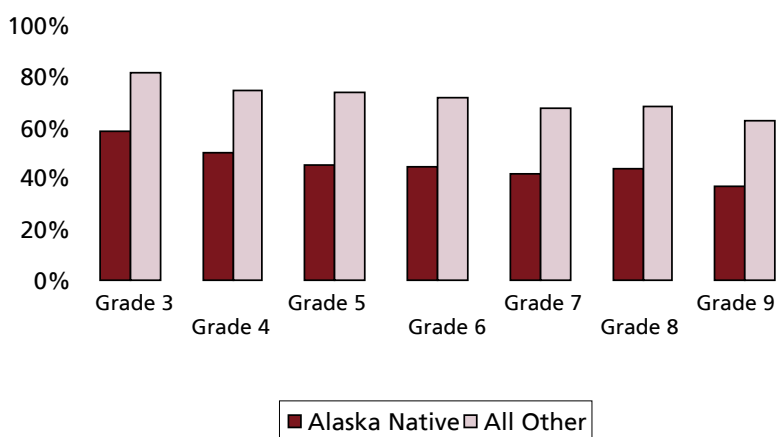
Math

Table 7
Statewide
Math -- Standards Based Assessment Results by Ethnicity,
2004 – 2005 School Year

Level	Alaska Native		All Other		Total Tested
	Students Tested	Proficient Percent	Students Tested	Proficient Percent	
Grade 3	2,331	58.5%	6,790	81.3%	9,121
Grade 4	2,203	49.8	7,175	74.6	9,378
Grade 5	2,319	44.9	7,392	73.7	9,711
Grade 6	2,412	44.4	7,469	71.5	9,881
Grade 7	2,606	41.8	7,824	67.3	10,430
Grade 8	2,511	43.6	7,805	68.1	10,316
Grade 9	2,455	36.7	7,998	62.5	10,453

Source: Alaska Department of Education and Early Development.

Figure 4
Statewide
Math -- Percent Proficient, Standards Based Assessment Results by Ethnicity,
2004 – 2005 School Year



Source: Alaska Department of Education and Early Development.

[THIS PAGE LEFT BLANK INTENTIONALLY]

Alaska Native K-12 Education Indicators by Region

Data Limitations

Geographic Designation

School district boundaries may fall within more than one Alaska Native region. However, based on discussions with the Alaska Native Policy Center, school districts were assigned to only one Alaska Native region. Those designations are noted in the Methodology section of this report.

Cyber and Correspondence Schools

The Alaska Department of Education and Early Development includes correspondence and cyber schools in the evaluation of school districts.

Confidentiality of Data

If the Alaska Department of Education and Early Development could not release information about a school or school district because its overall student population figures are too small and summary reports could violate federal and state regulations that restrict revealing an individual student's performance, it is noted in the report's narrative or found in an explanation under the table or figure.

The following sections provide education indicators for 12 Alaska Native regions.

[THIS PAGE LEFT BLANK INTENTIONALLY]

Adequate Yearly Progress

School districts included in the Ahtna region are the Copper River and Denali Borough School Districts. The Alaska Gateway School District boundaries extend into the Ahtna region, but this district’s data is included within the Doyon region.

Detailed information about individual school and school district AYP status in the Ahtna region is available from the Alaska Department of Education and Early Development’s website: http://www.eed.state.ak.us/DOE_Rolodex/AYP/2005/search.cfm.

List of Schools Making AYP

Eleven of 12 Ahtna region schools (91.7 percent) made AYP in the 2004-2005 school year. All 12 Ahtna region schools (100.0 percent) made AYP in the 2003-2004 school year.

The table below shows which schools in the Ahtna region made AYP for the 2004-2005 school year.

*Table 8
Ahtna Region
Public Schools Making AYP by School District,
2004 – 2005 School Year*

School Name and City	Met AYP in 2003-2004 School Year
Copper River Schools	
Chistochina School, Glennallen	Yes
Copper Center School, Copper Center	Yes
Copper River Correspondence, Glennallen	Yes
Gakona Elementary, Gakona	Yes
Glennallen Elementary, Glennallen	Yes
Kenny Lake School, Copper Center	Yes
Slana School, Slana	Yes
Denali Borough Schools	
Anderson School, Anderson	Yes
Cantwell School, Cantwell	Yes
Denali Peak Program, Healy	Yes
Tri-Valley School, Healy	Yes

Source: Alaska Department of Education and Early Development.

List of Schools Not Making AYP

Glennallen Jr/Sr High School did not meet the AYP targets for the 2004-2005 school year. This school had made AYP in the 2003-2004 school year.

Standards Based Assessments

The three tables below show the Standards Based Assessment results for students enrolled in grades 3 through 9 in the Ahtna Region. Alaska Native students have lower proficiency results for all grades and subjects than students of all other ethnicities combined. To report information for two categories of achievement (proficient or not proficient), if either category contained fewer than three students, then the number of students was not revealed, and the percentage of students at each achievement level was reported as a range of proficiency.

Detailed information on the standards is available at the Alaska Department of Education and Early Development's website: <http://www.eed.state.ak.us/standards/>. Additional detailed information on the Grade Level Expectations is found in Appendix B of this volume.

Reading

*Table 9
Ahtna Region
Reading -- Standards Based Assessment Results by Ethnicity,
2004 – 2005 School Year*

Level	Alaska Native		All Other		Total Tested
	Students Tested	Proficient Percent	Students Tested	Proficient Percent	
Grade 3	16	80% or more	86	89.5%	102
Grade 4	15	80.0	76	92.1	91
Grade 5	11	63.6	79	83.5	90
Grade 6	9	66.7	87	93.1	96
Grade 7	23	56.5	79	89.9	102
Grade 8	15	73.3	93	88.2	108
Grade 9	28	75.0	60	90.0	88

Source: Alaska Department of Education and Early Development.

Writing

*Table 10
Ahtna Region
Writing -- Standards Based Assessment Results by Ethnicity,
2004 – 2005 School Year*

Level	Alaska Native		All Other		Total Tested
	Students Tested	Proficient Percent	Students Tested	Proficient Percent	
Grade 3	16	75.0%	86	83.7%	102
Grade 4	15	73.3	76	89.5	91
Grade 5	11	72.7	80	80.0	91
Grade 6	9	66.7	87	89.7	96
Grade 7	23	47.8	81	84.0	104
Grade 8	15	60.0	94	84.0	109
Grade 9	28	71.4	62	87.1	90

Source: Alaska Department of Education and Early Development.

Math

*Table 11
Ahtna Region
Math -- Standards Based Assessment Results by Ethnicity,
2004 – 2005 School Year*

Level	Alaska Native		All Other		Total Tested
	Students Tested	Proficient Percent	Students Tested	Proficient Percent	
Grade 3	16	80% or more	86	83.7%	102
Grade 4	15	73.3	75	85.3	90
Grade 5	11	54.5	78	73.1	89
Grade 6	9	55.6	84	83.3	93
Grade 7	23	43.5	78	73.1	101
Grade 8	15	60.0	93	69.9	108
Grade 9	28	50.0	62	75.8	90

Source: Alaska Department of Education and Early Development.

[THIS PAGE LEFT BLANK INTENTIONALLY]

Adequate Yearly Progress

School districts included in the Aleut region are the Aleutian Region, Aleutians East Borough, Pribilof, and the Unalaska City School Districts.

Yakov E. Netsvetov School (Atka) was designated as a safe harbor school in the Aleut region in the 2004-2005 school year.

While some schools may have improved their AYP performance over the 2003-2004 school year, the way AYP was measured by the Alaska Department of Education and Early Development was changed for the 2004-2005 school year.

Detailed information about individual school and school district AYP status in the Aleut region are available from the Alaska Department of Education and Early Development's website: http://www.eed.state.ak.us/DOE_Rolodex/AYP/2005/search.cfm.

List of Schools Making AYP

Eleven of 13 Aleut region schools (84.6 percent) made AYP in the 2004-2005 school year. All 13 schools made AYP in the 2003-2004 school year. The Aleutians East Correspondence School had only one student enrolled for the 2004-2005 school year. Therefore, AYP results were not available as they may provide information about that individual student's performance.

The table below shows which schools in the Aleut region made AYP for the 2004-2005 school year.

*Table 12
Aleut Region
Public Schools Making AYP by School District,
2004 – 2005 School Year*

School Name and City	Met AYP in 2003-2004 School Year
Aleutian Region Schools	
Adak School, Adak	Yes
Nikolski School, Nikolski	Yes
Yakov E. Netsvetov School, Atka (SH)	Yes
Aleutians East Borough Schools	
Nelson Lagoon School, Nelson Lagoon	Yes
False Pass School, False Pass	Yes
Cold Bay School, Cold Bay	Yes
King Cove School, King Cove	Yes
Pribilof Schools	
St Paul School, St. Paul	Yes
St George School, St George	Yes
Unalaska City Schools	
Unalaska Jr/Sr High School, Unalaska	Yes
Unalaska Elementary, Unalaska	Yes

Source: Alaska Department of Education and Early Development.

Note: (SH) Indicates a school designated as a "safe harbor" school.

List of Schools Not Making AYP

Two of 13 schools (15.4 percent) in the Aleut region did not make AYP for the 2004-2005 school year: Akutan School and Sand Point School. Both of these schools had made AYP in the 2003-2004 school year.

*Table 13
Aleut Region
Public Schools Not Making AYP by School District,
2004 – 2005 School Year*

School Name and City	Title 1 School 2004-2005 School Year	AYP Level 2004-2005 School Year	Met AYP in 2003-2004 School Year
Aleutians East Borough Schools			
Akutan School, Akutan	Yes	Level 1	Yes
Sand Point School, Sand Point	Yes	Level 1	Yes

Source: Alaska Department of Education and Early Development.

Standards Based Assessments

The three tables below show the Standards Based Assessment results for students enrolled in grades 3 through 9 in the Aleut Region. Alaska Native students have lower proficiency results for most grades and subjects than students of all other ethnicities combined. To report information for two categories of achievement (proficient or not proficient), if either category contained fewer than three students, then the number of students was not revealed, and the percentage of students at each achievement level was reported as a range of proficiency.

Detailed information on the standards is available at the Alaska Department of Education and Early Development's website: <http://www.eed.state.ak.us/standards/>. Additional detailed information on the Grade Level Expectations is found in Appendix B of this volume.

Reading

*Table 14
Aleut Region
Reading -- Standards Based Assessment Results by Ethnicity,
2004 – 2005 School Year*

Level	Alaska Native		All Other		Total Tested
	Students Tested	Proficient Percent	Students Tested	Proficient Percent	
Grade 3	33	69.7%	31	90.3%	64
Grade 4	38	76.3	31	90% or more	69
Grade 5	32	87.5	34	82.4	66
Grade 6	19	78.9	30	83.3	49
Grade 7	44	61.4	33	84.8	77
Grade 8	41	80.5	14	80% or more	55
Grade 9	38	71.1	32	90.6	70

Source: Alaska Department of Education and Early Development.

Writing

*Table 15
Aleut Region
Writing -- Standards Based Assessment Results by Ethnicity,
2004 – 2005 School Year*

Level	Alaska Native		All Other		Total Tested
	Students Tested	Proficient Percent	Students Tested	Proficient Percent	
Grade 3	33	72.7%	31	90% or more	64
Grade 4	39	66.7	31	80.6	70
Grade 5	32	75.0	34	73.5	66
Grade 6	19	78.9	30	80.0	49
Grade 7	44	61.4	33	75.8	77
Grade 8	41	63.4	14	80% or more	55
Grade 9	38	68.4	32	90.6	70

Source: Alaska Department of Education and Early Development.

Math

*Table 16
Aleut Region
Math -- Standards Based Assessment Results by Ethnicity,
2004 – 2005 School Year*

Level	Alaska Native		All Other		Total Tested
	Students Tested	Proficient Percent	Students Tested	Proficient Percent	
Grade 3	33	69.7%	31	90% or more	64
Grade 4	39	53.8	31	67.7	70
Grade 5	32	81.3	34	70.6	66
Grade 6	19	84.2	30	83.3	49
Grade 7	44	70.5	33	78.8	77
Grade 8	41	48.8	14	78.6	55
Grade 9	38	63.2	32	84.4	70

Source: Alaska Department of Education and Early Development.

[THIS PAGE LEFT BLANK INTENTIONALLY]

Adequate Yearly Progress

The Arctic Slope region consists entirely of the North Slope Borough School District.

Four schools were designated as safe harbor schools in the Arctic Slope region in the 2004-2005 school year.

While some schools may have improved their AYP performance over the 2003-2004 school year, the way AYP was measured by the Alaska Department of Education and Early Development was changed for the 2004-2005 school year.

Detailed information about individual school and school district AYP status in the Arctic Slope region are available from the Alaska Department of Education and Early Development's website: http://www.eed.state.ak.us/DOE_Rolodex/AYP/2005/search.cfm.

List of Schools Making AYP

Two of ten Arctic Slope region schools (20.0 percent) made AYP in the 2004-2005 school year. Of those two schools, Nunamiut School had not made AYP in the 2003-2004 school year.

The table below shows the schools in the Arctic Slope region made AYP for the 2004-2005 school year and indicates whether the school had made AYP in the 2003-2004 school year.

*Table 17
Arctic Slope Region
Public Schools Making AYP by School District,
2004 – 2005 School Year*

School Name and City	Met AYP in 2003-04 School Year
North Slope Borough Schools	
Harold Kaveolook School, Kaktovik	Yes
Nunamiut School, Anaktuvuk Pass (SH)	No

Source: Alaska Department of Education and Early Development.

Note: (SH) Indicates a school designated as a "safe harbor" school.

List of Schools Not Making AYP

Eight of ten schools (80.0 percent) in the Arctic Slope region did not make AYP for the 2004-2005 school year. The table below indicates whether the school had made AYP in the 2003-2004 school year.

One of these eight schools (12.5 percent) had made AYP in the 2003-2004 school year and all are at either Level 3 or Level 4 AYP sanctions. AYP Level Sanctions vary depending on whether the school is receiving Title I funding. Two of these eight schools are Title I funded schools. See Appendix A for sanctions for schools receiving or not receiving Title I funds.

*Table 18
Arctic Slope Region
Public Schools Not Making AYP by School District,
2004 – 2005 School Year*

School Name and City	Title 1 School 2004-2005 School Year	AYP Level 2004-2005 School Year	Met AYP in 2003-2004 School Year
North Slope Borough Schools			
Alak School, Wainwright (SH)	Yes	Level 3	No
Barrow High School, Barrow	No	Level 3	No
Eben Hopson Middle School, Barrow (SH)	No	Level 3	No
Fred Ipalook Elementary, Barrow	No	Level 3	No
Kali School, Point Lay	No	Level 3	Yes
Meade River School, Atqasuk	Yes	Level 3	No
Nuiqsut Trapper School, Nuiqsut	No	Level 4	No
Tikigaq School, Point Hope (SH)	No	Level 3	No

Source: Alaska Department of Education and Early Development.

Note: (SH) Indicates a school designated as a "safe harbor" school.

Standards Based Assessments

The three tables below show the Standards Based Assessment results for students enrolled in grades 3 through 9 in the Arctic Slope region. Alaska Native students have lower proficiency results for all grades and subjects than students of all other ethnicities combined. To report information for two categories of achievement (proficient or not proficient), if either category contained fewer than three students, then the number of students was not revealed, and the percentage of students at each achievement level was reported as a range of proficiency.

Detailed information on the standards is available at the Alaska Department of Education and Early Development's website: <http://www.eed.state.ak.us/standards/>. Additional detailed information on the Grade Level Expectations is found in Appendix B of this volume.

Reading

*Table 19
Arctic Slope Region
Reading -- Standards Based Assessment Results by Ethnicity,
2004 – 2005 School Year*

Level	Alaska Native		All Other		Total Tested
	Students Tested	Proficient Percent	Students Tested	Proficient Percent	
Grade 3	102	71.6%	15	80% or more	117
Grade 4	95	54.7	20	90% or more	115
Grade 5	83	50.6	18	77.8	101
Grade 6	115	51.3	20	90% or more	135
Grade 7	102	43.1	13	69.2	115
Grade 8	134	52.2	28	78.6	162
Grade 9	129	45.7	27	85.2	156

Source: Alaska Department of Education and Early Development.

Writing

*Table 20
Arctic Slope Region
Writing -- Standards Based Assessment Results by Ethnicity,
2004 – 2005 School Year*

Level	Alaska Native		All Other		Total Tested
	Students Tested	Proficient Percent	Students Tested	Proficient Percent	
Grade 3	102	65.7%	15	80% or more	117
Grade 4	94	56.4	20	90% or more	114
Grade 5	84	50.0	18	77.8	102
Grade 6	114	47.4	20	90% or more	134
Grade 7	105	42.9	13	61.5	118
Grade 8	137	47.4	28	78.6	165
Grade 9	128	41.4	27	85.2	155

Source: Alaska Department of Education and Early Development.

Math

*Table 21
Arctic Slope Region
Math -- Standards Based Assessment Results by Ethnicity,
2004 – 2005 School Year*

Level	Alaska Native		All Other		Total Tested
	Students Tested	Proficient Percent	Students Tested	Proficient Percent	
Grade 3	102	75.5%	15	80.0%	117
Grade 4	94	54.3	20	75.0	114
Grade 5	84	50.0	18	77.8	102
Grade 6	115	56.5	20	75.0	135
Grade 7	105	44.8	13	80% or more	118
Grade 8	134	45.5	29	62.1	163
Grade 9	127	29.1	27	70.4	154

Source: Alaska Department of Education and Early Development.

Adequate Yearly Progress

School districts included in the Bering Straits region are Bering Straits and the Nome City School Districts.

Seven schools were designated as safe harbor schools in the Bering Straits region in the 2004-2005 school year.

While some schools may have improved their AYP performance over the 2003-2004 school year, the way AYP was measured by the Alaska Department of Education and Early Development was changed for the 2004-2005 school year.

Detailed information about individual school and school district AYP status in the Bering Straits region are available from the Alaska Department of Education and Early Development’s website: http://www.eed.state.ak.us/DOE_Rolodex/AYP/2005/search.cfm.

List of Schools Making AYP

Seven of 19 Bering Straits region schools (36.8 percent) made AYP in the 2004-2005 school year. Two of these seven schools (28.6 percent) had not made AYP in the 2003-2004 school year.

The following table shows schools in the Bering Straits region that made AYP for the 2004-2005 school year and indicates whether the school had made AYP in the 2003-2004 school year.

*Table 22
Bering Straits Region
Public Schools Making AYP by School District,
2004 – 2005 School Year*

School Name and City	Met AYP in 2003-2004 school year
Bering Strait Schools	
Martin L. Olson School, Golovin (SH)	Yes
Shaktoolik School, Shaktoolik (SH)	Yes
Shishmaref School, Shishmaref (SH)	No
Unalakleet School, Unalakleet	No
White Mountain School, White Mountain	Yes
Nome City Schools	
Anvil City Science Academy, Nome	Yes
Nome Youth Facility, Nome	Yes

Source: Alaska Department of Education and Early Development.

Note: (SH) Indicates a school designated as a “safe harbor” school.

List of Schools Not Making AYP

Twelve of 19 schools (63.2 percent) in the Bering Straits region did not make AYP for the 2004-2005 school year. The table below indicates whether the school had made AYP in the 2003-2004 school year.

Four of these 12 schools (33.3 percent) had made AYP in the 2003-2004 school year and are at varying levels of AYP sanctions. AYP Level Sanctions vary depending on whether the school is receiving Title I funding. Eleven of these 12 schools are Title I funded schools. See Appendix A for sanctions for schools receiving or not receiving Title I funds.

*Table 23
Bering Straits Region
Public Schools Not Making AYP by School District,
2004 – 2006 School Year*

School Name and City	Title I School 2004-2005 school year	AYP Level 2004-2005 school year	Met AYP in 2003-2004 school year
Bering Strait Schools			
Aniguiin School, Elim	Yes	Level 4	No
Anthony A. Andrews School, St. Michael (SH)	Yes	Level 4	No
Brevig Mission School, Brevig Mission (SH)	Yes	Level 4	No
Diomedea School, Diomedea (SH)	Yes	Level 1	Yes
Gambell School, Gambell	Yes	Level 4	No
Hogarth Kingeekuk Memorial School, Savoonga	Yes	Level 5 (2 nd Year)	No
James C. Isabell School, Teller	Yes	Level 1	Yes
Koyuk-Malemute School, Koyuk	Yes	Level 4	Yes
Tukurngailnguq School, Stebbins (SH)	Yes	Level 5 (2 nd Year)	No
Wales School, Wales	Yes	Level 1	Yes
Nome City Schools			
Nome Elementary, Nome	Yes	Level 3	No
Nome-Beltz Jr/Sr High, Nome	No	Level 3	No

Source: Alaska Department of Education and Early Development.

Note: (SH) Indicates a school designated as a “safe harbor” school.

Standards Based Assessments

The three tables below show the Standards Based Assessment results for students enrolled in grades 3 through 9 in the Bering Straits region. Alaska Native students have lower proficiency results for all grades and subjects than students of all other ethnicities combined. To report information for two categories of achievement (proficient or not proficient), if either category contained fewer than three students, then the number of students was not revealed, and the percentage of students at each achievement level was reported as a range of proficiency.

Detailed information on the standards is available at the Alaska Department of Education and Early Development's website: <http://www.eed.state.ak.us/standards/>. Additional detailed information on the Grade Level Expectations is found in Appendix B of this volume.

Reading

*Table 24
Bering Straits Region
Reading -- Standards Based Assessment Results by Ethnicity,
2004 – 2005 School Year*

Level	Alaska Native		All Other		Total Tested
	Students Tested	Proficient Percent	Students Tested	Proficient Percent	
Grade 3	159	50.9%	10	80% or more	169
Grade 4	136	50.0	18	77.8	154
Grade 5	153	41.8	15	80% or more	168
Grade 6	171	46.2	16	81.3	187
Grade 7	204	43.1	24	79.2	228
Grade 8	162	53.1	18	80% or more	180
Grade 9	163	46.6	20	80.0	183

Source: Alaska Department of Education and Early Development.

Writing

*Table 25
Bering Straits Region
Writing -- Standards Based Assessment Results by Ethnicity,
2004 – 2005 School Year*

Level	Alaska Native		All Other		Total Tested
	Students Tested	Proficient Percent	Students Tested	Proficient Percent	
Grade 3	163	36.8%	10	80% or more	173
Grade 4	144	45.1	18	83.3	162
Grade 5	154	40.3	15	80.0	169
Grade 6	175	37.1	16	81.3	191
Grade 7	204	38.7	24	75.0	228
Grade 8	163	45.4	18	83.3	181
Grade 9	160	45.6	20	65.0	180

Source: Alaska Department of Education and Early Development.

Math

*Table 26
Bering Straits Region
Math -- Standards Based Assessment Results by Ethnicity,
2004 – 2005 School Year*

Level	Alaska Native		All Other		Total Tested
	Students Tested	Proficient Percent	Students Tested	Proficient Percent	
Grade 3	163	41.7%	10	80% or more	173
Grade 4	143	37.8	18	77.8	161
Grade 5	152	27.0	15	60.0	167
Grade 6	175	36.6	16	75.0	191
Grade 7	205	31.2	24	62.5	229
Grade 8	163	34.4	18	66.7	181
Grade 9	159	31.4	20	65.0	179

Source: Alaska Department of Education and Early Development.

Adequate Yearly Progress

School districts included in the Bristol Bay region are the Bristol Bay Borough, Dillingham City, Lake and Peninsula Borough, and the Southwest Region School Districts.

Seven schools were designated as safe harbor schools in the Bristol Bay region in the 2004-2005 school year.

While some schools may have improved their AYP performance over the 2003-2004 school year, the way AYP was measured by the Alaska Department of Education and Early Development was changed for the 2004-2005 school year.

Detailed information about individual school and school district AYP status in the Bristol Bay region are available from the Alaska Department of Education and Early Development's website: http://www.eed.state.ak.us/DOE_Rolodex/AYP/2005/search.cfm.

List of Schools Making AYP

Sixteen of 28 Bristol Bay region schools (57.1 percent) made AYP in the 2004-2005 school year. Four of these 16 schools (25.0 percent) had not made AYP in the 2003-2004 school year.

The table below shows schools in the Bristol Bay region that made AYP for the 2004-2005 school year and indicates whether the school had made AYP in the 2003-2004 school year.

*Table 27
Bristol Bay Region
Public Schools Making AYP by School District,
2004 – 2005 School Year*

School Name and City	Met AYP in 2003-2004 school year
Bristol Bay Borough Schools	
Bristol Bay Middle/High School, Nanek	Yes
Naknek Elementary, Nanek	Yes
Dillingham City Schools	
Dillingham Elementary, Dillingham (SH)	No
Lake and Peninsula Borough Schools	
Chignik Lagoon School, Chignik Lagoon	Yes
Dena'ina School, Pedro Bay	Yes
Egegik School, Egegik	Yes
Igiugig School, Igiugig	Yes
Lake and Peninsula Correspondence School*	NA
Levelock School, Levelock	No
Pilot Point School, Pilot Point	Yes
Tanalian School, Port Alsworth	Yes
Southwest Region Schools	
Aleknagik School, Aleknagik	No
Clarks Point School, Clarks Point	Yes
Koliganek School, Koliganek	Yes
Twin Hills School, Twin Hills	No
William "Sonny" Nelson School, Ekwok	Yes

Source: Alaska Department of Education and Early Development.

Note: (SH) Indicates a school designated as a "safe harbor" school. NA – not available.

*Lake and Peninsula Correspondence School did not have any students enrolled during the enrollment reporting period. The school does not appear in the school inventory and enrollment data (see *Alaska Native K-12 Education Indicators, 2005: Volume*), however, it did have one student tested for AYP later in the 2004-2005 school year.

List of Schools Not Making AYP

Twelve of 28 schools (42.9 percent) in the Bristol Bay region did not make AYP for the 2004-2005 school year. The table below indicates whether the school had made AYP in the 2003-2004 school year.

Four of these 12 schools (33.3 percent) had made AYP in the 2003-2004 school year and are at varying levels of AYP sanctions. AYP Level Sanctions vary depending on whether the school is receiving Title I funding. All of these 12 schools are Title I funded schools. See Appendix A for sanctions for schools receiving or not receiving Title I funds.

*Table 28
Bristol Bay Region
Public Schools Not Making AYP by School District,
2004 – 2005 School Year*

School Name and City	Title 1 School 2004-2005 School Year	AYP Level 2004-2005 School Year	Met AYP in 2003-2004 School Year
Dillingham City Schools			
Dillingham Middle/High School, Dillingham (SH)	Yes	Level 1	No
Lake and Peninsula Borough Schools			
Chignik Bay School, Chignik Bay	Yes	Level 1	Yes
Chignik Lake School, Chignik Lake	Yes	Level 1	Yes
Kokhanok School, Kokhanok (SH)	Yes	Level 4	No
Meshik School, Port Heiden	Yes	Level 1	Yes
Newhalen School, Iliamna (SH)	Yes	Level 3	No
Nondalton School, Nondalton	Yes	Level 4	No
Perryville School, Perryville (SH)	Yes	Level 4	No
Southwest Region Schools			
Chief Ivan Blunka School, New Stuyahok (SH)	Yes	Level 5	No
Manokotak School, Manokotak (SH)	Yes	Level 4	No
Portage Creek School, Portage Creek	Yes	Level 1	Yes
Togiak School, Togiak	Yes	Level 3	No

Source: Alaska Department of Education and Early Development.

Note: (SH) Indicates a school designated as a “safe harbor” school.

Standards Based Assessments

The three tables below shows the Standards Based Assessment results for students enrolled in grades 3 through 9 in the Bristol Bay region. Alaska Native students have lower test results for all grades and subjects than students of all other ethnicities combined. To report information for two categories of achievement (proficient or not proficient), if either category contained fewer than three students, then the number of students was not revealed, and the percentage of students at each achievement level was reported as a range of proficiency.

Detailed information on the standards is available at the Alaska Department of Education and Early Development's website: <http://www.eed.state.ak.us/standards/>. Additional detailed information on the Grade Level Expectations is found in Appendix B of this volume.

Reading

*Table 29
Bristol Bay Region
Reading -- Standards Based Assessment Results by Ethnicity,
2004 – 2005 School Year*

Level	Alaska Native		All Other		Total Tested
	Students Tested	Proficient Percent	Students Tested	Proficient Percent	
Grade 3	124	54.8%	18	83.3%	142
Grade 4	107	51.4	20	75.0	127
Grade 5	121	47.1	9	75% or more	130
Grade 6	125	39.2	15	80% or more	140
Grade 7	135	49.6	7	60% or more	142
Grade 8	130	55.4	15	80% or more	145
Grade 9	125	56.8	20	90% or more	145

Source: Alaska Department of Education and Early Development.

Writing

*Table 30
Bristol Bay Region
Writing -- Standards Based Assessment Results by Ethnicity,
2004 – 2005 School Year*

Level	Alaska Native		All Other		Total Tested
	Students Tested	Proficient Percent	Students Tested	Proficient Percent	
Grade 3	124	45.2%	18	72.2%	142
Grade 4	112	44.6	20	65.0	132
Grade 5	123	40.7	9	75% or more	132
Grade 6	125	32.0	15	80% or more	140
Grade 7	136	44.9	7	60% or more	143
Grade 8	129	44.2	15	80% or more	144
Grade 9	124	47.6	20	90% or more	144

Source: Alaska Department of Education and Early Development.

Math

*Table 31
Bristol Bay Region
Math -- Standards Based Assessment Results by Ethnicity,
2004 – 2005 School Year*

Level	Alaska Native		All Other		Total Tested
	Students Tested	Proficient Percent	Students Tested	Proficient Percent	
Grade 3	124	54.0%	18	72.2%	142
Grade 4	109	45.0	19	52.6	128
Grade 5	123	33.3	9	75% or more	132
Grade 6	126	23.0	15	73.3	141
Grade 7	135	40.0	7	60% or more	142
Grade 8	129	38.8	15	73.3	144
Grade 9	123	34.1	20	90% or more	143

Source: Alaska Department of Education and Early Development.

Adequate Yearly Progress

School districts included in the Calista region are Kashunamiut, Kuspuk, Lower Kuskokwim, Lower Yukon, Saint Mary's, and the Yupiit School Districts. The Iditarod Area School District boundaries extend into the Calista region, but this district's data is included within the Doyon region.

Twenty-nine schools were designated as safe harbor schools in the Calista region in the 2004-2005 school year.

While some schools may have improved their AYP performance over the 2003-2004 school year, the way AYP was measured by the Alaska Department of Education and Early Development was changed for the 2004-2005 school year.

Detailed information about individual school and school district AYP status in the Calista region are available from the Alaska Department of Education and Early Development's website: http://www.eed.state.ak.us/DOE_Rolodex/AYP/2005/search.cfm.

List of Schools Making AYP

Twelve of 53 Calista region schools (22.6 percent) made AYP in the 2004-2005 school year. Seven of these 12 schools (58.3 percent) had not made AYP in the 2003-2004 school year. Arviq School closed down after the enrollment count and before the AYP assessment was administered. Therefore, AYP results for Arviq School are not available.

The table below shows schools in the Calista region that made AYP for the 2004-2005 school year and indicates whether the school had made AYP in the 2003-2004 school year.

*Table 32
Calista Region
Public Schools Making AYP by School District,
2004 – 2005 School Year*

School Name and City	Met AYP in 2003-2004 school year
Kuspuk Schools	
George Willis Sr. School, Red Devil	Yes
Gusty Michael School, Stony River (SH)	Yes
Lower Kuskokwim Schools	
Akiuk Memorial School, Kasigluk	Yes
Bethel Alternative Boarding School, Bethel	No
Bethel Youth Facility, Bethel	Yes
Chaputnguak School, Chefornak (SH)	No
Nuniwarmiut School, Mekoryuk (SH)	Yes
Rocky Mountain School, Goodnews Bay	No
Lower Yukon Schools	
Marshall School, Marshall School (SH)	No
Pilot Station School, Pilot Station (SH)	No
Pitkas Point School, St. Mary's (SH)	No
Russian Mission School, Russian Mission	No

Source: Alaska Department of Education and Early Development.

Note: (SH) Indicates a school designated as a "safe harbor" school.

List of Schools Not Making AYP

Forty-one of 53 schools (77.4 percent) in the Calista region did not make AYP for the 2004-2005 school year. The table below indicates whether the school had met AYP in the 2003-2004 school year. One of these 41 schools (2.4 percent) had made AYP in the 2003-2004 school year. These schools are at varying levels of AYP sanctions. AYP Level Sanctions vary depending on whether the school is receiving Title I funding. Forty out of these 42 schools are Title I funded schools. See Appendix A for sanctions for schools receiving or not receiving Title I funds.

*Table 33
Calista Region
Public Schools Not Making AYP by School District, 2004–2005 School Year*

School Name and City	Title 1 School 2004-2005 school year	AYP Level 2004-2005 school year	Met AYP in 2003-2004 school year
Kashunamiut Schools			
Chevak School, Chevak (SH)	Yes	Level 3	No
Kuspuk Schools			
Aniak High School, Aniak (SH)	Yes	Level 3	No
Auntie Mary Nicoli Elementary, Aniak (SH)	Yes	Level 1	No
Crow Village Sam School, Chuathbaluk (SH)	Yes	Level 4	No
George Morgan Sr. H.S., Kalskag	Yes	Level 4	No
Jack Egnaty Sr. School, Sleetmute	Yes	Level 3	No
Johnnie John Sr. School, Crooked Creek (SH)	Yes	Level 4	No
Joseph S. & Olinga Gregory Elementary, Kalskag (SH)*	Yes	Level 5	No
Zackar Levi Elementary, Lower Kalskag	Yes	Level 5	No
Lower Kuskokwim Schools			
Akula Elitnaurvik School, Kasigluk (SH)	Yes	Level 3	No
Anna Tobeluk Memorial School, Nunapitchuk	Yes	Level 4	No
Ayaprun Elitnaurvik Yup'ik Immersion, Bethel	No	Level 5	No
Ayaprun School, Newtok (SH)	Yes	Level 3	No
Bethel Regional High School, Bethel	No	Level 3	No
Chief Paul Memorial School, Kipnuk (SH)	Yes	Level 5 (2 nd Year)	No
Dick R Kiunya Memorial School, Kongiganak	Yes	Level 4	No
Eek School, Eek (SH)	Yes	Level 3	No
Joann A. Alexie Memorial School, Atmautluak (SH)	Yes	Level 4	No
Ket'acik/Aapalluk Memorial School, Kwethluk (SH)	Yes	Level 5 (2 nd Year)	No
Kilbuck Elementary, Bethel	Yes	Level 3	No
Kuinerrarmut Elitnaurviat, Quinhagak (SH)	Yes	Level 4	No
Kwigillingok School, Kwigillingok (SH)	Yes	Level 3	No
Lewis Angapak Memorial School, Tuntutuliak (SH)	Yes	Level 3	No
Mikelnguut Elitnaurviat, Bethel (SH)*	Yes	Level 3	No
Nelson Island Area School, Toksook Bay (SH)	Yes	Level 4	No
Nightmute School, Nightmute	Yes	Level 4	No
Paul T. Albert Memorial School, Tununak	Yes	Level 3	No
Qugcuun Memorial School, Napaskiak (SH)	Yes	Level 1	No
William Miller Memorial School, Napaskiak	Yes	Level 3	No
Z. John Williams Memorial School, Napaskiak (SH)	Yes	Level 4	No
Lower Yukon Schools			
Alakanuk School, Alakanuk (SH)	Yes	Level 5	No
Emmonak School, Emmonak	Yes	Level 4	No
Hooper Bay School, Hooper Bay (SH)	Yes	Level 5 (2 nd Year)	No
Ignatius Beans School, Mountain Village (SH)	Yes	Level 3	No
Kotlik School, Kotlik (SH)	Yes	Level 5	No
Scammon Bay School, Scammon Bay	Yes	Level 4	No
Sheldon Point School, Sheldon Point	Yes	Level 4	No
Saint Mary's Schools			
St. Mary's School, Saint Mary's	Yes	Level 1	Yes
Yupiit Schools			
Akiachak School, Akiachak	Yes	Level 5 (2 nd Year)	No
Akiak School, Akiak (SH)	Yes	Level 4	No
Tuluksak School, Tuluksak	Yes	Level 5	No

Source: Alaska Department of Education and Early Development.

Notes: (SH) Indicates a school designated as a "safe harbor" school. * For the purposes of Adequate Yearly Progress reporting, some schools "feed" into other schools for AYP evaluation. Joseph S. & Olinga Gregory Elementary feeds into Zackar Levi Elementary and Mikelnguut Elitnaurviat feeds into Kilbuck Elementary.

Standards Based Assessments

The three tables below show the Standards Based Assessment results for students enrolled in grades 3 through 9 in the Calista region. Alaska Native students have lower proficiency results for all grades and subjects than students of all other ethnicities combined. To report information for two categories of achievement (proficient or not proficient), if either category contained fewer than three students, then the number of students was not revealed, and the percentage of students at each achievement level was reported as a range of proficiency.

Detailed information on the standards is available at the Alaska Department of Education and Early Development's website: <http://www.eed.state.ak.us/standards/>. Additional detailed information on the Grade Level Expectations is found in Appendix B of this volume.

Reading

*Table 34
Calista Region
Reading -- Standards Based Assessment Results by Ethnicity,
2004 – 2005 School Year*

Level	Alaska Native		All Other		Total Tested
	Students Tested	Proficient Percent	Students Tested	Proficient Percent	
Grade 3	504	37.9%	14	78.6%	518
Grade 4	535	29.0	16	81.3	551
Grade 5	581	29.8	17	80% or more	598
Grade 6	523	31.4	19	80% or more	542
Grade 7	493	37.3	24	87.5	517
Grade 8	522	45.0	24	90% or more	546
Grade 9	470	40.4	26	90% or more	496

Source: Alaska Department of Education and Early Development.

Writing

*Table 35
Calista Region
Writing -- Standards Based Assessment Results by Ethnicity,
2004 – 2005 School Year*

Level	Alaska Native		All Other		Total Tested
	Students Tested	Proficient Percent	Students Tested	Proficient Percent	
Grade 3	511	32.1%	14	71.4%	525
Grade 4	534	36.5	16	75.0	550
Grade 5	584	37.0	17	80% or more	601
Grade 6	524	28.8	19	78.9	543
Grade 7	502	34.5	24	75.0	526
Grade 8	522	38.1	24	83.3	546
Grade 9	469	36.2	26	90% or more	495

Source: Alaska Department of Education and Early Development.

Math

*Table 36
Calista Region
Math -- Standards Based Assessment Results by Ethnicity,
2004 – 2005 School Year*

Level	Alaska Native		All Other		Total Tested
	Students Tested	Proficient Percent	Students Tested	Proficient Percent	
Grade 3	510	38.0%	14	71.4%	524
Grade 4	534	29.6	15	73.3	549
Grade 5	578	25.4	17	80% or more	595
Grade 6	522	30.5	19	63.2	541
Grade 7	501	24.4	24	75.0	525
Grade 8	521	29.0	24	70.8	545
Grade 9	466	22.1	25	84.0	491

Source: Alaska Department of Education and Early Development.

Adequate Yearly Progress

School districts included with the Chugach region are the Chugach, Valdez City, and Cordova City School Districts. The Kenai Peninsula Borough School District boundaries extend into the Chugach region, but this district's data is included within the Cook Inlet region.

Detailed information about individual school and school district AYP status in the Chugach region are available from the Alaska Department of Education and Early Development's website: http://www.eed.state.ak.us/DOE_Rolodex/AYP/2005/search.cfm.

List of Schools Making AYP

All nine Chugach region schools (100.0 percent) made AYP in the 2004-2005 school year. One of these nine schools (11.1 percent), Tatitlek Community School, had not made AYP in the 2003-2004 school year.

The table below shows schools in the Chugach region that made AYP for the 2004-2005 school year and indicates whether the school had made AYP in the 2003-2004 school year.

*Table 37
Chugach Region
Public Schools Making AYP by School District,
2004 – 2005 School Year*

School Name and City	Met AYP in 2003-2004 school year
Chugach Schools	
Chenega Bay School, Chenega Bay	Yes
Chugach Extension Correspondence, Valdez	Yes
Tatitlek Community School, Tatitlek	No
Whittier Community School, Whittier	Yes
Cordova City Schools	
Cordova Jr/Sr High School, Cordova	Yes
Mt. Eccles Elementary, Cordova	Yes
Valdez City Schools	
George H Gilson Jr. H.S., Valdez	Yes
Hermon Hutchens Elementary, Valdez	Yes
Valdez High School, Valdez	Yes

Source: Alaska Department of Education and Early Development

Standards Based Assessments

The three tables below show the Standards Based Assessment results for students enrolled in grades 3 through 9 in the Chugach region. Alaska Native students have lower proficiency results for almost all grades and subject categories than students of all other ethnicities combined.

Detailed information on the standards is available at the Alaska Department of Education and Early Development's website: <http://www.eed.state.ak.us/standards/>. Additional detailed information on the Grade Level Expectations is found in Appendix B of this volume.

Reading

*Table 38
Chugach Region
Reading -- Standards Based Assessment Results by Ethnicity,
2004 – 2005 School Year*

Level	Alaska Native		All Other		Total Tested
	Students Tested	Proficient Percent	Students Tested	Proficient Percent	
Grade 3	21	85.7%	88	92.0%	109
Grade 4	18	66.7	71	93.0	89
Grade 5	25	80.0	88	93.2	113
Grade 6	18	61.1	76	86.8	94
Grade 7	24	75.0	107	81.3	131
Grade 8	17	80% or more	98	93.9	115
Grade 9	21	66.7	108	86.1	129

Source: Alaska Department of Education and Early Development.

Writing

*Table 39
Chugach Region
Writing -- Standards Based Assessment Results by Ethnicity,
2004 – 2005 School Year*

Level	Alaska Native		All Other		Total Tested
	Students Tested	Proficient Percent	Students Tested	Proficient Percent	
Grade 3	21	81.0%	88	89.8%	109
Grade 4	18	77.8	71	88.7	89
Grade 5	25	64.0	88	88.6	113
Grade 6	18	50.0	76	78.9	94
Grade 7	24	66.7	107	76.6	131
Grade 8	17	76.5	97	89.7	114
Grade 9	20	60.0	108	81.5	128

Source: Alaska Department of Education and Early Development.

Math

Table 40
Chugach Region
Math -- Standards Based Assessment Results by Ethnicity,
2004 – 2005 School Year

Level	Alaska Native		All Other		Total Tested
	Students Tested	Proficient Percent	Students Tested	Proficient Percent	
Grade 3	21	81.0%	89	91.0%	110
Grade 4	18	77.8	71	77.5	89
Grade 5	25	72.0	88	88.6	113
Grade 6	18	50.0	76	72.4	94
Grade 7	24	45.8	107	72.9	131
Grade 8	17	70.6	98	82.7	115
Grade 9	21	38.1	108	59.3	129

Source: Alaska Department of Education and Early Development.

[THIS PAGE LEFT BLANK INTENTIONALLY]

Adequate Yearly Progress

School districts included with the Cook Inlet region are the Anchorage, Kenai Peninsula, and Matanuska-Susitna Borough School Districts. The Lake and Peninsula School District boundaries extend into the Cook Inlet region, but this district's data is included within the Bristol Bay geographic region. The Tanana School District boundaries also extend into Cook Inlet region, but this district's data is included with the Doyon region.

Twelve schools were designated as safe harbor schools in the Cook Inlet region in the 2004-2005 school year.

While some schools may have improved their AYP performance over the 2003-2004 school year, the way AYP was measured by the Alaska Department of Education and Early Development was changed for the 2004-2005 school year.

Detailed information about individual school and school district AYP status in the Cook Inlet region are available from the Alaska Department of Education and Early Development's website: http://www.eed.state.ak.us/DOE_Rolodex/AYP/2005/search.cfm.

List of Schools Making AYP

In the 2004-2005 school year, 110 schools of 175 Cook Inlet region schools (62.9 percent) made AYP. Twenty-five of these 110 schools (22.7 percent) had not made AYP in the 2003-2004 school year. Four schools (Providence Heights School, Mt. Iliamna Elementary, King Career Center, and Village Charter School) were not assessed for AYP either because no students were enrolled in grades 3 through 10, or the students were included in another school's evaluation.

The table below shows schools in the Cook Inlet region that made AYP for the 2004-2005 school year and indicates whether the school had made AYP in the 2003-2004 school year.

*Table 41
Cook Inlet Region
Public Schools Making AYP by School District,
2004 – 2005 School Year*

School Name and City	Met AYP in 2003-2004 school year
Anchorage Schools	
Airport Heights Elementary, Anchorage	Yes
Alpenglow Elementary, Eagle River	Yes
Aquarian Charter School, Anchorage	Yes
Aurora Elementary, Elmendorf AFB	Yes
Avail School, Anchorage	No
Baxter Elementary, Anchorage	Yes
Bayshore Elementary, Anchorage	Yes
Bear Valley Elementary, Anchorage	Yes
Birchwood ABC Elementary, Eagle River	Yes
Chester Valley Elementary, Anchorage	Yes
Chugach Optional Elementary, Anchorage	Yes
Chugiak Elementary, Chugiak	Yes
College Gate Elementary, Anchorage	No
Continuation School, Anchorage	Yes

*Table 41 (cont'd)
Cook Inlet Region
Public Schools Making AYP by School District,
2004 – 2005 School Year*

School Name and City	Met AYP in 2003-2004 school year
Anchorage Schools (cont'd)	
Creekside Park Elementary, Anchorage	No
Denali Elementary, Anchorage	Yes
Eagle River Elementary, Eagle River	Yes
Fairview Elementary, Anchorage (SH)	No
Fire Lake Elementary, Eagle River	Yes
Girdwood School, Girdwood	Yes
Gladys Wood Elementary, Anchorage	Yes
Goldenview Middle School, Anchorage	No
Government Hill Elementary, Anchorage	Yes
Homestead Elementary, Eagle River	Yes
Huffman Elementary, Anchorage	Yes
Inlet View Elementary, Anchorage	Yes
Kasuun Elementary, Anchorage	Yes
Kincaid Elementary, Anchorage	No
Klatt Elementary, Anchorage	No
Lake Hood Elementary, Anchorage	Yes
Lake Otis Elementary, Anchorage	No
Mountain View Elementary, Anchorage (SH)	No
Mt. Spurr Elementary, Elmendorf AFB	Yes
Muldoon Elementary, Anchorage (SH)	No
North Star Elementary, Anchorage (SH)	No
Northern Lights ABC K-8 School, Anchorage	Yes
Northwood Elementary, Anchorage	Yes
Nunaka Valley Elementary, Anchorage	Yes
O'Malley Elementary, Anchorage	Yes
Orion Elementary School, Elmendorf AFB	Yes
Polaris K-12 School, Anchorage	Yes
Rabbit Creek Elementary, Anchorage	Yes
Ravenwood Elementary, Eagle River	Yes
Rogers Park Elementary, Anchorage	Yes
Russian Jack Elementary, Anchorage	No
Sand Lake Elementary, Anchorage	Yes
Scenic Park Elementary, Anchorage	No
Spring Hill Elementary, Anchorage	Yes
Steller Secondary School, Anchorage	Yes
Susitna Elementary, Anchorage	No
Taku Elementary, Anchorage	Yes
Trailside Elementary, Anchorage	Yes
Tudor Elementary, Anchorage	Yes
Turnagain Elementary, Anchorage	Yes
Ursa Major Elementary, Fort Richardson	Yes
Ursa Minor Elementary, Fort Richardson	Yes
William Tyson Elementary, Anchorage (SH)	No
Willow Crest Elementary, Anchorage	No
Wonder Park Elementary, Anchorage	Yes

Table 41 (cont'd)
 Cook Inlet Region
 Public Schools Making AYP by School District,
 2004 – 2005 School Year

School Name and City	Met AYP in 2003-2004 school year
Kenai Borough Schools	Yes
Aurora Borealis Charter School, Kenai	Yes
Chapman School, Anchor Point	Yes
Cooper Landing School, Cooper Landing	Yes
Fireweed Academy, Homer	No
Homer Flex School, Homer	Yes
Homer High School, Homer	Yes
Homer Middle School, Homer	Yes
Hope School, Hope	Yes
Kachemak Selo School, Fritz Creek	No
Kaleidoscope School of Arts & Sciences, Kenai	NA
Kalifornsky Beach Elementary, Soldotna	Yes
Kenai Peninsula Youth Facility, Kenai	Yes
McNeil Canyon Elementary, Homer	Yes
Moose Pass School, Moose Pass	Yes
Mt. View Elementary, Kenai	Yes
Nikolaevsk School, Anchor Point	Yes
Ninilchik School, Ninilchik	Yes
Paul Banks Elementary, Homer (SH)	Yes
Port Graham School, Port Graham	Yes
Redoubt Elementary, Soldotna	Yes
Sears Elementary, Kenai (SH)	Yes
Seward Elementary, Seward	Yes
Seward Middle School, Seward	No
Skyview High School, Soldotna	Yes
Soldotna Elementary, Soldotna	Yes
Soldotna High School, Soldotna	Yes
Soldotna Middle School, Soldotna	No
Soldotna Montessori Charter School, Soldotna	Yes
Sterling Elementary, Sterling	Yes
Tustumena Elementary, Kasilof	Yes
Voznesenka Elementary, Fritz Creek	Yes
West Homer Elementary, Homer	Yes
Mat-Su Borough Schools	
Academy Charter School, Palmer	Yes
Beryozava School, Palmer	Yes
Big Lake Elementary, Big Lake	Yes
Cottonwood Creek Elementary, Wasilla	Yes
Glacier View School, Palmer	No
Goose Bay Elementary, Wasilla	No
Houston High School, Big Lake	Yes
Iditarod Elementary, Wasilla	Yes

*Table 41 (cont'd)
Cook Inlet Region
Public Schools Making AYP by School District,
2004 – 2005 School Year*

School Name and City	Met AYP in 2003-2004 school year
Mat-Su Borough Schools (cont'd)	
Meadow Lakes Elementary, Wasilla	Yes
Midnight Sun Family Learning Center, Wasilla	Yes
Pioneer Peak Elementary, Palmer	Yes
Sherrod Elementary, Palmer	No
Snowshoe Elementary, Wasilla	Yes
Susitna Valley High, Talkeetna	No
Sutton Elementary, Sutton	Yes
Swanson Elementary, Palmer (SH)	No
Talkeetna Elementary, Talkeetna	Yes
Trapper Creek Elementary, Trapper Creek	Yes
Willow Elementary, Willow	Yes

Source: Alaska Department of Education and Early Development.

Notes: (SH) Indicates a school designated as a "safe harbor" school. For the purposes of AYP reporting, some schools "feed" into other schools for AYP evaluation. Paul Banks Elementary feeds into West Homer Elementary, Sears Elementary feeds into Mt. View Elementary, and Swanson Elementary feeds into Sherrod Elementary.

NA – Not available

List of Schools Not Making AYP

Sixty-one of the 175 schools (34.9 percent) in the Cook Inlet region did not make AYP for the 2004-2005 school year. The table below indicates whether the school had made AYP in the 2003-2004 school year.

Twenty-one of these 61 schools (34.4 percent) had made AYP in the 2003-2004 school year and are at varying levels of AYP sanctions. AYP Level Sanctions vary depending on whether the school is receiving Title I funding. Sixteen of these 61 schools are Title I funded schools. See Appendix A for sanctions for schools receiving or not receiving Title I funds.

*Table 42
Cook Inlet Region
Public Schools Not Making AYP by School District,
2004 – 2005 School Year*

School Name and City	Title 1 School 2004-2005 School Year	AYP Level 2004-2005 School Year	Met AYP in 2003-2004 School Year
Anchorage Schools			
Abbott Loop Elementary, Anchorage	No	Level 1	Yes
Alaska School for the Deaf & Hard of Hearing, Anchorage (SH)	No	Level 2	No
Bartlett High School, Anchorage	No	Level 3	No
Benson Secondary/S.E.A.R.C.H., Anchorage	No	Level 3	No
Bowman Elementary, Anchorage	No	Level 1	Yes
Campbell Elementary, Anchorage	No	Level 1	Yes
Central Middle School of Science, Anchorage	No	Level 3	No
Chinook Elementary, Anchorage	No	Level 3	No

*Table 42 (cont'd)
Cook Inlet Region
Public Schools Not Making AYP by School District, 2004 – 2005 School Year*

School Name and City	Title 1 School 2004-2005 School Year	AYP Level 2004-2005 School Year	Met AYP in 2003-2004 School Year
Anchorage Schools (cont'd)			
Chugiak High School, Eagle River	No	Level 1	Yes
Clark Middle School, Anchorage	Yes	Level 3	No
Crossroads School, Anchorage	No	Level 2	No
Dimond High School, Anchorage	No	Level 3	No
East High School, Anchorage	No	Level 3	No
Family Partnership Charter School, Anchorage	No	Level 3	No
Frontier Charter, Anchorage	No	Level 2	No
Gruening Middle School, Eagle River	No	Level 3	No
Hanshaw Middle School, Anchorage	No	Level 3	No
Highland Tech. Charter School, Anchorage	No	Level 1	Yes
McLaughlin Youth Center, Anchorage	No	Level 2	No
Mears Middle School, Anchorage	No	Level 3	No
Mirror Lake Middle School, Chugiak	No	Level 3	No
Ocean View Elementary, Anchorage	No	Level 1	Yes
Ptarmigan Elementary, Anchorage	Yes	Level 1	Yes
Romig Middle School, Anchorage	No	Level 3	No
S.A.V.E. High School, Anchorage	No	Level 2	No
Service High School, Anchorage	No	Level 1	Yes
South Anchorage High School, Anchorage	No	Level 1	NA
Wendler Middle School, Anchorage	No	Level 3	No
West High School, Anchorage	No	Level 3	No
Whaley School, Anchorage	Yes	Level 4	No
Williwaw Elementary, Anchorage	Yes	Level 3	No
Kenai Peninsula Borough Schools			
Connections, Soldotna	No	Level 3	No
Kenai Alternative High School, Kenai	No	Level 3	No
Kenai Central High School, Kenai	No	Level 1	Yes
Kenai Middle School, Kenai	No	Level 1	Yes
Nanwalek School, Nanwalek (SH)	Yes	Level 2	No
Nikiski Middle/Senior High School, Nikiski	No	Level 1	Yes
Nikiski North Star Elementary, Nikiski	Yes	Level 1	Yes
Razdolna School, Homer	Yes	Level 1	Yes
Seward High School, Seward	No	Level 1	Yes
Spring Creek School, Seward	No	Level 1	Yes
Susan B English School, Seldovia	Yes	Level 1	Yes
Tebughna School, Tyonek (SH)	Yes	Level 4	No
Mat-Su Borough Schools			
Burchell High School, Wasilla	Yes	Level 3	No
Butte Elementary, Palmer	Yes	Level 1	Yes
Colony High School, Palmer	No	Level 1	Yes
Colony Middle School, Palmer	No	Level 1	Yes
Correspondence Study School, Wasilla	No	Level 3	No
Finger Lake Elementary, Wasilla	No	Level 1	Yes
Houston Middle School, Big Lake	Yes	Level 3	No

*Table 42 (cont'd)
Cook Inlet Region
Public Schools Not Making AYP by School District,
2004 – 2005 School Year*

School Name and City	Title 1 School 2004-2005 School Year	AYP Level 2004-2005 School Year	Met AYP in 2003-2004 School Year
Mat-Su Borough Schools (cont'd)			
Larson Elementary, Wasilla	No	Level 1	No
Matanuska-Susitna Secondary School, Palmer	No	Level 1	NA
MidValley High, Wasilla (SH)	Yes	Level 2	No
Palmer High School, Palmer	No	Level 3	No
Palmer Middle School, Palmer	Yes	Level 1	Yes
SeeUOnline.org, Palmer	No	Level 2	No
Tanaina Elementary, Wasilla	Yes	Level 3	No
Teeland Middle School, Wasilla	No	Level 3	No
Valley Pathways, Palmer	No	Level 3	No
Wasilla High School, Wasilla	No	Level 3	No
Wasilla Middle School, Wasilla	Yes	Level 3	No

Source: Alaska Department of Education and Early Development.

Note: (SH) Indicates a school designated as a "safe harbor" school.
NA – Not available

Standards Based Assessments

The three tables below show the Standards Based Assessment results for students enrolled in grades 3 through 9 in the Cook Inlet region. Alaska Native students have lower proficiency results for all grades and subjects than students of all other ethnicities combined.

Detailed information on the standards is available at the Alaska Department of Education and Early Development's website: <http://www.eed.state.ak.us/standards/>. Additional detailed information on the Grade Level Expectations is found in Appendix B of this volume.

Reading

*Table 43
Cook Inlet Region
Reading -- Standards Based Assessment Results by Ethnicity,
2004 – 2005 School Year*

Level	Alaska Native		All Other		Total Tested
	Students Tested	Proficient Percent	Students Tested	Proficient Percent	
Grade 3	684	69.2%	4,415	83.9%	5,099
Grade 4	627	71.1	4,746	84.2	5,373
Grade 5	635	68.5	4,938	83.7	5,573
Grade 6	694	62.4	4,928	82.5	5,622
Grade 7	761	68.2	5,195	81.0	5,956
Grade 8	689	71.7	5,146	84.6	5,835
Grade 9	620	68.5	5,288	82.0	5,908

Source: Alaska Department of Education and Early Development.

Writing

*Table 44
Cook Inlet Region
Writing -- Standards Based Assessment Results by Ethnicity,
2004 – 2005 School Year*

Level	Alaska Native		All Other		Total Tested
	Students Tested	Proficient Percent	Students Tested	Proficient Percent	
Grade 3	686	63.1%	4,416	81.4%	5,102
Grade 4	626	70.0	4,745	81.7	5,371
Grade 5	638	66.6	4,930	81.6	5,568
Grade 6	696	55.3	4,921	79.1	5,617
Grade 7	760	60.5	5,195	77.1	5,955
Grade 8	693	60.8	5,144	78.9	5,837
Grade 9	618	59.7	5,269	78.8	5,887

Source: Alaska Department of Education and Early Development.

Math

*Table 45
Cook Inlet Region
Math -- Standards Based Assessment Results by Ethnicity,
2004 – 2005 School Year*

Level	Alaska Native		All Other		Total Tested
	Students Tested	Proficient Percent	Students Tested	Proficient Percent	
Grade 3	684	69.3%	4,426	81.2%	5,110
Grade 4	628	62.1	4,764	74.6	5,392
Grade 5	636	55.0	4,941	73.1	5,577
Grade 6	698	54.0	4,941	71.5	5,639
Grade 7	764	51.2	5,204	67.5	5,968
Grade 8	685	53.3	5,160	67.0	5,845
Grade 9	616	45.3	5,288	63.0	5,904

Source: Alaska Department of Education and Early Development.

[THIS PAGE LEFT BLANK INTENTIONALLY]

Adequate Yearly Progress

School districts included with the Doyon region are the Alaska Gateway, Fairbanks North Star Borough, Galena, Iditarod Area, Nenana City, Tanana, Yukon Flats, and the Yukon/Koyukuk School Districts. The Denali Borough School District extends into the Doyon area, but this district's data is included within the Ahtna region. The Doyon region also includes Alyeska Central School. The school was run by the Alaska Department of Education and Early Development before it became part of the Yukon/Koyukuk School District in July 2004. Because of its recent transition into the Doyon region and the nature of the correspondence school, the school's indicators are presented separately in this section.

Fifteen schools were designated as safe harbor schools in the Doyon region in the 2004-2005 school year.

While some schools may have improved their AYP performance over the 2003-2004 school year, the way AYP was measured by the Alaska Department of Education and Early Development was changed for the 2004-2005 school year.

Detailed information about individual school and school district AYP status in the Doyon region are available from the Alaska Department of Education and Early Development's website: http://www.eed.state.ak.us/DOE_Rolodex/AYP/2005/search.cfm.

List of Schools Making AYP

Forty-seven of 86 Doyon region schools (54.7 percent) made AYP in the 2004-2005 school year. Seven of these 47 schools (14.9 percent) had not made AYP in the 2003-2004 school year.

The table below shows schools in the Doyon region that made AYP for the 2004-2005 school year and indicates whether the school had made AYP in the 2003-2004 school year.

*Table 46
Doyon Region
Public Schools Making AYP by School District,
2004 – 2005 School Year*

School Name and City	Met AYP in 2003-2004 School Year
Alaska Gateway Schools	
Dot Lake School, Dot Lake	Yes
Eagle Community School, Eagle	Yes
Tanacross School, Tanacross	Yes
Tok School, Tok	Yes
Delta/Greely Schools	
Delta Junction Elementary, Delta Junction	Yes
Delta Junction Sr. High School, Delta Junction	Yes
Delta/Greely Correspondence, Fairbanks	No
Gerstle River School, Delta Junction (SH)	No
Healy Lake School, Delta Junction	NA
New Horizons High School, Delta Junction	Yes

Table 46 (cont'd)
 Doyon Region
 Public Schools Making AYP by School District, 2004 – 2005 School Year

School Name and City	Met AYP in 2003-2004 School Year
Fairbanks North Star Borough Schools	
Anderson Elementary, Eielson AFB*	Yes
Anne Wien Elementary, Fairbanks	Yes
Arctic Light Elementary, Fort Wainwright	No
Badger Road Elementary, Fairbanks	Yes
Barnette Magnet School, Fairbanks	Yes
Ben Eielson Jr/Sr High School, Eielson AFB	Yes
Chinook Charter School, Fairbanks	Yes
Crawford Elementary, Eielson AFB	Yes
Denali Elementary, Fairbanks	Yes
Hunter Elementary, Fairbanks	No
Hutchison High School, Fairbanks	NA
Joy Elementary, Fairbanks	No
Ladd Elementary, Fairbanks	Yes
Nordale Elementary, Fairbanks	Yes
North Pole Elementary, North Pole	No
Pearl Creek Elementary, Fairbanks	Yes
Salcha Elementary, Fairbanks	Yes
Star of the North Charter School, North Pole	NA
Ticasuk Brown Elementary, Fairbanks	No
Two Rivers School, Fairbanks	Yes
University Park Elementary, Fairbanks	Yes
Weller Elementary, Fairbanks	Yes
West Valley High School, Fairbanks	Yes
Woodriver Elementary, Fairbanks	No
Galena City Schools	
Galena Elementary, Galena	Yes
Galena Jr/Sr High School, Galena	Yes
Iditarod Area Schools	
Blackwell School, Anvik (SH)	No
Lime Village School, Lime Village-McGrath	Yes
McGrath School, McGrath (SH)	No
Nenana City Schools	
Nenana City School, Nenana	Yes
Yukon Flats Schools	
Circle School, Circle	No
Far North School, Central	Yes
Yukon/Koyukuk Schools	
Andrew K. Demoski School, Nulato (SH)	No
Ella B. Verneti School, Koyukuk	No
Gladys Dart School, Manley Hot Springs	Yes
Johnny Oldman School, Hughes	No
Minto School, Minto	Yes

Source: Alaska Department of Education and Early Development.

Notes: (SH) Indicates a school designated as a "safe harbor" school. *Anderson Elementary does not serve any students in grades 3-10. Since this school does not have students to assess in those grades and they must receive a designation, Anderson Elementary's designation feeds into Crawford Elementary. NA – Not available

List of Schools Not Making AYP

Thirty-nine of 86 schools (45.3 percent) in the Doyon region did not make AYP for the 2004-2005 school year. The table below indicates whether the school had made AYP in the 2003-2004 school year.

Eleven of these 39 schools (28.2 percent) had made AYP in the 2003-2004 school year and are at varying levels of AYP sanctions. AYP Level Sanctions vary depending on whether the school is receiving Title I funding. Twenty of these 38 schools are Title I funded schools. See Appendix A for sanctions for schools receiving or not receiving Title I funds.

*Table 47
Doyon Region
Public Schools Not Making AYP by School District,
2004 – 2005 School Year*

School Name and City	Title 1 School 2004-2005 School Year	AYP Level 2004-2005 School Year	Met AYP in 2003-2004 School Year
Alaska Gateway Schools			
Alaska Gateway Correspondence, Tok	No	Level 1	Yes
Mentasta Lake School, Mentasta Lake	Yes	Level 1	Yes
Tetlin School, Tetlin (SH)	Yes	Level 3	No
Walter Northway School, Northway (SH)	Yes	Level 3	Yes
Delta/Greely Schools			
Delta Charter Cyber School, Delta Junction	No	Level 3	No
Fort Greely School, Delta Junction	Yes	Level 1	No
Fairbanks North Star Borough Schools			
Alternative Learning Systems, Fairbanks	No	Level 3	No
Fairbanks Youth Facility, Fairbanks	No	Level 3	No
Guided Independent Study, Fairbanks	No	Level 3	No
Howard Luke Academy, Fairbanks (SH)	No	Level 3	No
Lathrop High School, Fairbanks	No	Level 1	Yes
North Pole High School, North Pole	No	Level 1	Yes
North Pole Middle School, North Pole	No	Level 1	Yes
Randy Smith Middle School, Fairbanks	No	Level 3	No
Ryan Middle School, Fairbanks	No	Level 3	No
Tanana Middle School, Fairbanks	No	Level 1	Yes
Galena City Schools			
Galena Interior Learning Academy (GILA), Galena	Yes	Level 3	No
Interior Distance Education of AK (IDEA), Fairbanks	No	Level 3	No
Iditarod Area Schools			
David-Louis School, Grayling (SH)	Yes	Level 4	No
Distance Learning/Correspondence Ctr., Eagle River	No	Level 3	No
Holy Cross School, Holy Cross (SH)	Yes	Level 3	No
Innoko River School, Shageluk (SH)	Yes	Level 4	No
Takotna Community School, Takotna (SH)	Yes	Level 1	Yes
Top of the Kuskokwim School, Nikolai	No	Level 2	No
Nenana City Schools			
CyberLynx Correspondence Program, Nenana	No	Level 3	No

*Table 47 (cont'd)
Doyon Region
Public Schools Not Making AYP by School District,
2004 – 2005 School Year*

School Name and City	Title 1 School 2004-2005 School Year	AYP Level 2004-2005 School Year	Met AYP in 2003-2004 School Year
Tanana Schools			
Maudrey J. Sommer School, Tanana	Yes	Level 1	Yes
Yukon River Academy Correspondence, Tanana	No	Level 3	No
Yukon Flats Schools			
Arctic Village School, Arctic Village (SH)	Yes	Level 3	No
Cruikshank School, Beaver (SH)	Yes	Level 3	No
Fort Yukon School, Fort Yukon	Yes	Level 3	No
John Fredson School, Venetie (SH)	Yes	Level 3	No
Stevens Village School, Stevens Village	Yes	Level 3	No
Tsuk Taih School, Chalkyitsik (SH)	Yes	Level 3	No
Yukon/Koyukuk Schools			
Allakaket School, Allakaket	Yes	Level 3	No
Alyeska Central School	No	Level 1	Yes
Jimmy Huntington School, Huslia	Yes	Level 1	Yes
Kaltag School, Kaltag (SH)	Yes	Level 3	Yes
Merrelaine A Kangas School, Ruby (SH)	Yes	Level 3	No
Raven Correspondence School, Fairbanks	No	Level 3	No

Source: Alaska Department of Education and Early Development.

Note: (SH) Indicates a school designated as a "safe harbor" school.

Standards Based Assessments

The three tables below show the Standards Based Assessment results for students enrolled in grades 3 through 9 in the Doyon region. Alaska Native students have lower proficiency results for all grades and subjects than students of all other ethnicities combined.

Detailed information on the standards is available at the Alaska Department of Education and Early Development's website: <http://www.eed.state.ak.us/standards/>. Additional detailed information on the Grade Level Expectations is found in Appendix B of this volume.

Reading

*Table 48
Doyon Region
Reading -- Standards Based Assessment Results by Ethnicity,
2004 – 2005 School Year*

Level	Alaska Native		All Other		Total Tested
	Students Tested	Proficient Percent	Students Tested	Proficient Percent	
Grade 3	231	71.0%	1,358	86.5%	1,589
Grade 4	223	67.7	1,393	85.6	1,616
Grade 5	263	65.4	1,340	87.3	1,603
Grade 6	280	60.0	1,399	85.8	1,679
Grade 7	286	60.8	1,469	81.8	1,755
Grade 8	282	68.1	1,435	89.3	1,717
Grade 9	309	63.1	1,368	84.1	1,677

Source: Alaska Department of Education and Early Development.

Writing

*Table 49
Doyon Region
Writing -- Standards Based Assessment Results by Ethnicity,
2004 – 2005 School Year*

Level	Alaska Native		All Other		Total Tested
	Students Tested	Proficient Percent	Students Tested	Proficient Percent	
Grade 3	232	59.1%	1,359	82.5%	1,591
Grade 4	224	64.3	1,400	83.9	1,624
Grade 5	263	62.4	1,339	82.7	1,602
Grade 6	281	55.2	1,400	80.1	1,681
Grade 7	285	53.3	1,469	78.6	1,754
Grade 8	281	52.0	1,437	82.6	1,718
Grade 9	310	53.5	1,376	77.8	1,686

Source: Alaska Department of Education and Early Development.

Math

*Table 50
Doyon Region
Math -- Standards Based Assessment Results by Ethnicity,
2004 – 2005 School Year*

Level	Alaska Native		All Other		Total Tested
	Students Tested	Proficient Percent	Students Tested	Proficient Percent	
Grade 3	233	63.5%	1,370	79.4%	1,603
Grade 4	224	59.4	1,400	73.9	1,624
Grade 5	266	54.9	1,341	72.9	1,607
Grade 6	283	50.9	1,402	68.9	1,685
Grade 7	287	41.8	1,474	63.8	1,761
Grade 8	282	41.5	1,439	66.6	1,721
Grade 9	311	34.1	1,385	55.9	1,696

Source: Alaska Department of Education and Early Development.

Alyeska Central School

In the 2003-2004 school year, Alyeska Central School was managed by the Alaska Department of Education and Early Development. In July 2004, the school became part of the Yukon-Koyukuk School District.

Alyeska Central School did not make AYP in the 2004-2005 school year.

To ensure student privacy, most of Alyeska Central School's Standards Based Assessment results for Alaska Natives and all other students for the 2004-2005 school year are not available.

[THIS PAGE LEFT BLANK INTENTIONALLY]

Adequate Yearly Progress

The Koniag region consists entirely of the Kodiak Island Borough School District. The Lake and Peninsula Borough School District’s boundaries extend into the Koniag region, but this district’s data is included within the Bristol Bay region.

Detailed information about individual school and school district AYP status in the Koniag region are available from the Alaska Department of Education and Early Development’s website: http://www.eed.state.ak.us/DOE_Rolodex/AYP/2005/search.cfm.

List of Schools Making AYP

Nine of 14 Koniag region public schools (64.3 percent) made AYP in the 2004-2005 school year. One of these nine schools (11.1 percent), Ouzinkie School, had not made AYP in the 2003-2004 school year.

The table below shows schools in the Koniag region that made AYP for the 2004-2005 school year and indicates whether the school had made AYP in the 2003-2004 school year. Danger Bay School was closed in the 2004-2005 school year and is not included in the tables below.

*Table 51
Koniag Region
Public Schools Making AYP by School District,
2004 – 2005 School Year*

School Name and City	Met AYP in 2003-2004 School Year
Kodiak Island Borough Schools	
Akhiok School, Akhiok	Yes
Chiniak School, Chiniak	Yes
East Elementary, Kodiak	Yes
Main Elementary, Kodiak	Yes
North Star Elementary, Kodiak	Yes
Old Harbor School, Old Harbor	Yes
Ouzinkie School, Ouzinkie	No
Peterson Elementary, Kodiak	Yes
Port Lions School, Port Lions	Yes

Source: Alaska Department of Education and Early Development.

List of Schools Not Making AYP

Four of 14 schools (28.6 percent) in the Koniag region did not make AYP for the 2004-2005 school year. Kodiak High School did not make AYP in the 2003-2004 school year. These schools are at either Level 1 or 3 AYP sanctions. AYP Level Sanctions vary depending on whether the school is receiving Title I funding. Larsen Bay School is a Title I funded school. See Appendix A for sanctions for schools receiving or not receiving Title I funds.

The table below shows schools in the Koniag region that did not make AYP for the 2004-2005 school year and indicates whether the school had made AYP in the 2003-2004 school year.

*Table 52
Koniag Region
Public School Not Making AYP by School District,
2004 – 2005 School Year*

School Name and City	Title 1 School 2004-2005 School Year	AYP Level 2004-2005 School Year	Met AYP in 2003-2004 School Year
Kodiak Island Borough Schools			
Kodiak High School, Kodiak	No	Level 3	No
Kodiak Island Correspondence, Kodiak	No	Level 1	Yes
Kodiak Middle School, Kodiak	No	Level 1	Yes
Larsen Bay School, Larsen Bay	Yes	Level 1	Yes

Source: Alaska Department of Education and Early Development.

Standards Based Assessments

The three tables below show the Standards Based Assessment results for students enrolled in grades 3 through 9 in the Koniag region. Alaska Native students have lower proficiency results for all grades and subjects than students of all other ethnicities combined.

Detailed information on the standards is available at the Alaska Department of Education and Early Development's website: <http://www.eed.state.ak.us/standards/>. Additional detailed information on the Grade Level Expectations is found in Appendix B of this volume.

Reading

*Table 53
Koniag Region
Reading -- Standards Based Assessment Results by Ethnicity,
2004 – 2005 School Year*

Level	Alaska Native		All Other		Total Tested
	Students Tested	Proficient Percent	Students Tested	Proficient Percent	
Grade 3	48	79.2%	139	84.9%	187
Grade 4	49	75.5	139	85.6	188
Grade 5	31	74.2	154	89.0	185
Grade 6	32	75.0	146	82.9	178
Grade 7	43	62.8	156	83.3	199
Grade 8	48	72.9	167	92.2	215
Grade 9	42	52.4	201	83.6	243

Source: Alaska Department of Education and Early Development.

Writing

*Table 54
Koniag Region
Writing -- Standards Based Assessment Results by Ethnicity,
2004 – 2005 School Year*

Level	Alaska Native		All Other		Total Tested
	Students Tested	Proficient Percent	Students Tested	Proficient Percent	
Grade 3	48	81.3%	140	89.3%	188
Grade 4	50	68.0	139	80.6	189
Grade 5	31	67.7	154	90.3	185
Grade 6	32	68.8	146	83.6	178
Grade 7	43	41.9	156	80.1	199
Grade 8	48	68.8	167	88.0	215
Grade 9	40	57.5	201	79.1	241

Source: Alaska Department of Education and Early Development.

Math

*Table 55
Koniag Region
Math -- Standards Based Assessment Results by Ethnicity,
2004 – 2005 School Year*

Level	Alaska Native		All Other		Total Tested
	Students Tested	Proficient Percent	Students Tested	Proficient Percent	
Grade 3	48	85.4%	139	79.9%	187
Grade 4	50	50.0	140	70.7	190
Grade 5	31	64.5	154	84.4	185
Grade 6	32	71.9	148	68.9	180
Grade 7	43	34.9	159	64.8	202
Grade 8	48	45.8	167	71.3	215
Grade 9	41	43.9	207	57.0	248

Source: Alaska Department of Education and Early Development.

Adequate Yearly Progress

The NANA region consists entirely of the Northwest Arctic Borough School District.

Nine schools were designated as safe harbor schools in the NANA region in the 2004-2005 school year.

While some schools may have improved their AYP performance over the 2003-2004 school year, the way AYP was measured by the Alaska Department of Education and Early Development was changed for the 2004-2005 school year.

Detailed information about individual school and school district AYP status in the NANA region are available from the Alaska Department of Education and Early Development's website: http://www.eed.state.ak.us/DOE_Rolodex/AYP/2005/search.cfm.

List of Schools Making AYP

Two of 13 NANA region schools (15.4 percent) made AYP in the 2004-2005 school year. One of these two schools (50.0 percent), June Nelson Elementary, had not made AYP in the 2003-2004 school year.

The table below shows schools in the NANA region that made AYP for the 2004-2005 school year and indicates whether the school had made AYP in the 2003-2004 school year. Alternative Learning Center was not evaluated in the 2004-2005 school year and not included in the tables below.

*Table 56
NANA Region
Public Schools Making AYP by School District,
2004 – 2005 School Year*

School Name and City	Met AYP in 2003-2004 School Year
Northwest Arctic Borough Schools	
June Nelson Elementary, Kotzebue (SH)	No
Kobuk School, Kobuk	Yes

Source: Alaska Department of Education and Early Development.

Note: (SH) Indicates a school designated as a "safe harbor" school.

List of Schools Not Making AYP

Ten of 13 schools (76.9 percent) in the NANA region did not make AYP for the 2004-2005 school year. Kotzebue Middle/High School had made AYP in the 2003-2004 school year. These ten schools are at varying levels of AYP sanctions. AYP Level Sanctions vary depending on whether the school is receiving Title I funding. Nine of these ten schools are Title I funded schools. See Appendix A for sanctions for schools receiving or not receiving Title I funds.

The table below shows schools in the NANA region that did not make AYP for the 2004-2005 school year and indicates whether the school had made AYP in the 2003-2004 school year.

*Table 57
NANA Region
Public School Not Making AYP by School District,
2004 – 2005 School Year*

School Name and City	Title 1 School 2004-2005 School Year	AYP Level 2004-2005 School Year	Met AYP in 2003-2004 School Year
Northwest Arctic Borough Schools			
Ambler School, Ambler (SH)	Yes	Level 4	No
Aqqaluk High/Noorvik Elementary, Noorvik (SH)	Yes	Level 4	No
Buckland School, Buckland	Yes	Level 3	Yes
Davis-Ramoth School, Selawik (SH)	Yes	Level 5 (2 nd Year)	No
Deering School, Deering	Yes	Level 2	No
Kiana School, Kiana (SH)	Yes	Level 4	No
Kotzebue Middle/High School, Kotzebue (SH)	No	Level 3	No
McQueen School, Kivalina (SH)	Yes	Level 4	No
Napaaqtugmiut School, Noatak (SH)	Yes	Level 3	No
Shungnak School, Shungnak (SH)	Yes	Level 4	No

Source: Alaska Department of Education and Early Development.

Note: (SH) Indicates a school designated as a “safe harbor” school.

Standards Based Assessments

The three tables below show the Standards Based Assessment results for students enrolled in grades 3 through 9 in the NANA region. Alaska Native students have lower proficiency results for all grades and subjects than students of all other ethnicities combined. To report information for two categories of achievement (proficient or not proficient), if either category contained fewer than three students, then the number of students was not revealed, and the percentage of students at each achievement level was reported as a range of proficiency.

Detailed information on the standards is available at the Alaska Department of Education and Early Development's website: <http://www.eed.state.ak.us/standards/>. Additional detailed information on the Grade Level Expectations is found in Appendix B of this volume.

Reading

*Table 58
NANA Region
Reading -- Standards Based Assessment Results by Ethnicity,
2004 – 2005 School Year*

Level	Alaska Native		All Other		Total Tested
	Students Tested	Proficient Percent	Students Tested	Proficient Percent	
Grade 3	132	56.1%	10	80% or more	142
Grade 4	106	41.5	10	80% or more	116
Grade 5	129	45.0	13	53.8	142
Grade 6	127	37.0	6	60% or more	133
Grade 7	168	41.1	12	83.3	180
Grade 8	194	46.9	8	75% or more	202
Grade 9	126	47.6	18	77.8	144

Source: Alaska Department of Education and Early Development.

Writing

*Table 59
NANA Region
Writing -- Standards Based Assessment Results by Ethnicity,
2004 – 2005 School Year*

Level	Alaska Native		All Other		Total Tested
	Students Tested	Proficient Percent	Students Tested	Proficient Percent	
Grade 3	131	42.7%	10	80% or more	141
Grade 4	104	43.3	10	70.0	114
Grade 5	130	43.1	13	53.8	143
Grade 6	127	31.5	6	50.0	133
Grade 7	165	37.6	12	80% or more	177
Grade 8	196	44.9	8	75% or more	204
Grade 9	127	55.1	20	65.0	147

Source: Alaska Department of Education and Early Development.

Math

*Table 60
NANA Region
Math -- Standards Based Assessment Results by Ethnicity,
2004 – 2005 School Year*

Level	Alaska Native		All Other		Total Tested
	Students Tested	Proficient Percent	Students Tested	Proficient Percent	
Grade 3	131	44.3%	10	80% or more	141
Grade 4	104	39.4	10	70.0	114
Grade 5	129	41.1	13	46.2	142
Grade 6	127	31.5	7	42.9	134
Grade 7	166	35.5	12	75.0	178
Grade 8	197	34.0	8	75% or more	205
Grade 9	125	36.0	19	52.6	144

Source: Alaska Department of Education and Early Development.

Adequate Yearly Progress

School districts included with the Sealaska region are the Annette Island, Chatham, Haines Borough, Craig City, Hoonah City, Juneau Borough, Kake City, Ketchikan Gateway Borough, Southeast Island, Hydaburg City, Klawock City, Pelican City, Petersburg City, Sitka Borough, Skagway City, Wrangell Public, and the Yakutat City School Districts. Mt. Edgecumbe High School in Sitka is not included in these results.

Three schools were designated as safe harbor schools in the Sealaska region in the 2004-2005 school year.

While some schools may have improved their AYP performance over the 2003-2004 school year, the way AYP was measured by the Alaska Department of Education and Early Development was changed for the 2004-2005 school year.

Detailed information about individual school and school district AYP status in the Sealaska region are available from the Alaska Department of Education and Early Development’s website: http://www.eed.state.ak.us/DOE_Rolodex/AYP/2005/search.cfm.

List of Schools Making AYP

Fifty-five of 68 Sealaska region schools (80.9 percent) made AYP in the 2004-2005 school year. Seven of these 55 schools (12.7 percent) had not made AYP in the 2003-2004 school year (of those evaluated in 2003-2004).

The table below shows schools in the Sealaska region that made AYP for the 2004-2005 school year and indicates whether the school had made AYP in the 2003-2004 school year.

*Table 61
Sealaska Region
Public Schools Making AYP by School District,
2004 – 2005 School Year*

School Name and City	Met AYP in 2003-2004 School Year
Annette Island Schools	
Leask Middle School, Metlakatla	Yes
Metlakatla High School, Metlakatla	Yes
Richard Johnson Elementary, Metlakatla	No
Chatham Schools	
Gustavus School, Gustavus	Yes
Klukwan School, Haines	Yes
Tenakee Springs School, Tenakee Springs	Yes
Craig City Schools	
Craig Alternative High School, Craig	No
Craig Elementary, Craig	Yes
Craig High School, Craig	Yes
Craig Middle School, Craig	Yes

Table 61 (cont'd)
 Sealaska Region
 Public Schools Making AYP by School District,
 2004 – 2005 School Year

School Name and City	Met AYP in 2003-2004 School Year
Haines Borough Schools	Yes
Haines Correspondence, Haines	Yes
Haines Elementary, Haines	Yes
Haines High School, Haines	Yes
Mosquito Lake Elementary, Haines	
Hoonah City Schools	Yes
Hoonah Elementary, Hoonah	No
Hoonah Jr/Sr High School, Hoonah (SH)	
Hydaburg City Schools	
Hydaburg School, Hydaburg	Yes
Juneau Borough Schools	
Auke Bay Elementary, Juneau	Yes
Floyd Dryden Middle School, Juneau	No
Gastineau Elementary, Juneau	Yes
Glacier Valley Elementary, Juneau	Yes
Juneau Community Charter School, Juneau	Yes
Riverbend Elementary, Juneau	Yes
Kake City Schools	
Kake School, Kake	Yes
Ketchikan Gateway Borough Schools	
Ketchikan Charter School, Ketchikan	Yes
Ketchikan High School, Ketchikan	Yes
Ketchikan Regional Youth Facility, Ketchikan	Yes
Point Higgins School, Ketchikan	Yes
Schoenbar Middle School, Ketchikan	Yes
Tongass School of Arts & Sciences, Ketchikan	Yes
White Cliff Elementary, Ketchikan	Yes
Klawock City Schools	
Klawock City School, Klawock	Yes
Pelican City Schools	
Pelican School, Pelican	Yes
Petersburg City Schools	
Mitkof Middle School, Petersburg	Yes
Petersburg High School, Petersburg	Yes
Rae C. Stedman Elementary, Petersburg	Yes
Sitka Borough Schools	
Baranof Elementary, Sitka (SH)*	No
Blatchley Middle School, Sitka	Yes
Keet Gooshi Heen Elementary, Sitka*	No
Sitka Correspondence, Sitka	Yes
Sitka High School, Sitka	Yes
Skagway City Schools	
Skagway City School, Skagway	Yes

Table 61 (cont'd)
Sealaska Region
Public Schools Making AYP by School District,
2004 – 2005 School Year

School Name and City	Met AYP in 2003-2004 School Year
Southeast Island Schools	
Howard Valentine School, Coffman Cove	Yes
Hyder School, Hyder	Yes
Kasaan School, Ketchikan	Yes
Naukati School, Ketchikan	Yes
Port Alexander School, Port Alexander	Yes
Port Protection School, Ketchikan	No
SE Island Correspondence, Thorne Bay	No
Thorne Bay School, Thorne Bay	Yes
Whale Pass School, Ketchikan	Yes
Wrangell City Schools	
Evergreen Elementary, Wrangell	Yes
Stikine Middle School, Wrangell	Yes
Wrangell High School, Wrangell	Yes
Yakutat City Schools	
Yakutat School, Yakutat	Yes

Source: Alaska Department of Education and Early Development.

Notes: (SH) Indicates a school designated as a “safe harbor” school. Hydaburg School and Kake School were separate schools merged into one in the 2004-2005 school year. However, both schools met AYP in the 2003-2004 school year. Craig Alternative High School was previously named PACE Learning Center.

*Baranof Elementary did not serve any students in grades 3 through 10 in the 2004-2005 school year. Since this school did not have students to assess in those grades and they must receive an AYP designation, Baranof Elementary’s designation fed into Keet Gooshi Elementary.

List of Schools Not Making AYP

Thirteen of 68 schools (19.1 percent) in the Sealaska region did not make AYP for the 2004-2005 school year. Five of these 13 schools (38.5 percent) had made AYP in the 2003-2004 school year and are at varying levels of AYP sanctions. AYP Level Sanctions vary depending on whether the school is receiving Title I funding. Four of these 13 schools are Title I funded schools. See Appendix A for sanctions for schools receiving or not receiving Title I funds.

The table below shows schools in the Sealaska region that did not make AYP for the 2004-2005 school year and indicates whether the school had made AYP in the 2003-2004 school year.

*Table 62
Sealaska Region
Public School Not Making AYP by School District,
2004 – 2005 School Year*

School Name and City	Title I School 2004-2005 School Year	AYP Level 2004-2005 School Year	Met AYP in 2003-2004 School Year
Chatham Schools			
Angoon School, Angoon (SH)	Yes	Level 4	No
Craig City Schools			
PACE Correspondence, Craig	No	Level 1	Yes
Juneau Borough Schools			
Dzantik'i Heeni Middle School, Juneau	No	Level 3	No
Harborview Elementary, Juneau	No	Level 1	Yes
Johnson Youth Center, Juneau	No	Level 2	No
Juneau District Correspondence, Juneau	No	Level 3	No
Juneau-Douglas High School, Juneau	No	Level 3	No
Mendenhall River School, Juneau	No	Level 1	Yes
Ketchikan Gateway Borough Schools			
Houghtaling Elementary, Ketchikan	Yes	Level 1	Yes
Ketchikan Correspondence, Ketchikan	No	Level 3	No
Revilla Jr/Sr High School, Ketchikan	No	Level 3	No
Sitka Borough Schools			
Pacific High School, Sitka	Yes	Level 3	No
Southeast Island Schools			
Hollis School, Hollis	Yes	Level 1	Yes

Source: Alaska Department of Education and Early Development.

Notes: (SH) Indicates a school designated as a "safe harbor" school.

Standards Based Assessments

The three tables below show the Standards Based Assessment results for students enrolled in grades 3 through 9 in the Sealaska region. Alaska Native students have lower proficiency results for all grades and subjects than students of all other ethnicities combined.

Detailed information on the standards is available at the Alaska Department of Education and Early Development's website: <http://www.eed.state.ak.us/standards/>. Additional detailed information on the Grade Level Expectations is found in Appendix B of this volume.

Reading

*Table 63
Sealaska Region
Reading -- Standards Based Assessment Results by Ethnicity,
2004 – 2005 School Year*

Level	Alaska Native		All Other		Total Tested
	Students Tested	Proficient Percent	Students Tested	Proficient Percent	
Grade 3	266	75.2%	577	89.9%	843
Grade 4	241	73.0	605	84.5	846
Grade 5	248	72.6	678	85.7	926
Grade 6	280	62.1	699	86.1	979
Grade 7	300	74.0	668	86.4	968
Grade 8	272	77.9	681	89.3	953
Grade 9	312	67.9	787	88.1	1,099

Source: Alaska Department of Education and Early Development.

Writing

*Table 64
Sealaska Region
Writing -- Standards Based Assessment Results by Ethnicity,
2004 – 2005 School Year*

Level	Alaska Native		All Other		Total Tested
	Students Tested	Proficient Percent	Students Tested	Proficient Percent	
Grade 3	265	68.7%	576	82.3%	841
Grade 4	243	70.0	606	84.2	849
Grade 5	249	69.1	679	83.2	928
Grade 6	284	54.2	699	83.1	983
Grade 7	303	64.7	672	80.4	975
Grade 8	276	69.9	707	84.9	983
Grade 9	308	59.4	785	83.3	1,093

Source: Alaska Department of Education and Early Development.

Math

Table 65
Sealaska Region
Math -- Standards Based Assessment Results by Ethnicity,
2004 – 2005 School Year

Level	Alaska Native		All Other		Total Tested
	Students Tested	Proficient Percent	Students Tested	Proficient Percent	
Grade 3	264	68.6%	578	84.4%	842
Grade 4	243	61.7	607	76.6	850
Grade 5	249	60.2	679	75.7	928
Grade 6	285	48.4	699	75.8	984
Grade 7	303	53.8	673	71.8	976
Grade 8	275	58.5	704	76.4	979
Grade 9	306	41.2	778	69.4	1,084

Source: Alaska Department of Education and Early Development.

Mt. Edgecumbe High School

Mt. Edgecumbe High School, located in Sitka, made AYP in the 2004-2005 and 2003-2004 school years.

The table below shows the Standards Based Assessment results for students enrolled in the ninth grade in Mt. Edgecumbe High School.

To report information for two categories of achievement (proficient or not proficient), if there were fewer than five students tested then no data was reported.

*Table 66
Mt. Edgecumbe High School
Reading, Writing and Math -- Standards Based Assessment Results by Ethnicity,
2004 – 2005 School Year*

Level	Alaska Native		All Other		Total Tested
	Students Tested	Proficient Percent	Students Tested	Proficient Percent	
Reading					
Grade 9	91	79.1%	*	*	*
Writing					
Grade 9	90	75.6	*	*	*
Math					
Grade 9	90	54.4	*	*	*

Source: Alaska Department of Education and Early Development.

Note: *To ensure student privacy, data is not available.

[THIS PAGE LEFT BLANK INTENTIONALLY]

Glossary of Terms

Adequate Yearly Progress (AYP): Each year, each public school, each school district, and the state public school system shall demonstrate adequate yearly progress that meets or exceeds the requirements set out in state and federal statutes and regulations (*No Child Left Behind Act*). The state will determine adequate yearly progress by using data for student academic performance, improvement of academic performance and participation in state assessments of all students collectively and each subgroup of students enrolled in grades 3 through 10.

Alaska Native Region: This term is based on the 12 Alaska Native Claims Settlement Act (ANCSA) corporate geographic areas in Alaska.

Annual Measurable Objective: The annual measurable objective is the percentage of students that must score at a proficient level or higher, as established under 4 AAC 06.739, on the state assessments (AYP).

Average Participation Rate: The U.S. Department of Education allows all states upon request to average the participation rate of students over two or three years to meet the 95 percent student participation rates in AYP assessments.

Borough: In Alaska, the county level governments are called boroughs. Not all areas in Alaska are part of a borough. These unorganized areas are divided into Census Areas for statistical purposes.

Census Area: The statistical equivalent of a county in Alaska. Census areas are delineated cooperatively by the State of Alaska Department of Labor and the U.S. Census Bureau for statistical purposes in the portion of Alaska not within an organized borough.

Census Designated Place (CDP): A closely settled unincorporated population.

Cohorts: A group of persons who experience the same event or series of events in a particular period. For example, all students starting high school in a particular year are considered cohorts of that year.

Drop-out: A drop-out is defined as a student who was enrolled in the district at some time during the school year and whose enrollment terminated during that school year. This does not include an individual who: graduated from high school or completed a state- or district-approved education programs, as evidenced by receipt of formal recognition from school authorities; transferred to another public school, private school or state- or district-approved education program; is temporarily absent due to suspension; is absent due to illness or medical conditions; or died.

Economically Disadvantaged Students: This means a student who is eligible for free or reduced-price school meals under the FY2005 Alaska Income Eligibility Guidelines for Free and Reduced Meals.

General Educational Development Diploma (GED): The GED is a series of five tests that assess the knowledge and skills expected of United States high school graduates in the following areas: literature and the arts, mathematics, science, social science, and writing. Passing the five GED tests earns a high school equivalency diploma.

Graduate: A graduate is defined as a student who has received a regular diploma from a state- or district-approved education program as evidenced by receipt of a secondary school diploma from school authorities. Any student who receives a diploma under a waiver from the competency examination required in AS §14.03.075 (a), as specified by the state board, is considered to be a graduate.

Head Teacher: An employee who performs the job classification of a teacher plus duties described under job class of principal, head administrator, or educational director in a small or rural school where a full-time administrative position is not supported.

Participation: For a school, a district, or the state public school system to satisfy the requirements for participation in assessments, at least 95 percent of the students, and 95 percent of the students in each subgroup consisting of more than 20 students, enrolled on the first day of testing in grades 3 through 10, must participate in a state assessment in that year. A student participates in a state assessment if the student receives a valid math or language arts test score.

Place: A Census Designated Place (CDP), incorporated city, borough, or Alaska Native Village Statistical Area (ANVSA).

Population Estimate: A computation of the probable population of a geographic area for a particular time. An estimate is usually done for a past time period for which indicator data already exist.

Principal: An employee who directs and coordinates educational, administrative, and counseling activities of primary or secondary schools -- the chief administrator of a school.

Remedial Specialist: An employee who is a certified teacher and acts as a resource consultant to classroom teachers in meeting the needs of students who are remedial in any educational area. May instruct students directly in the area of special needs apart from the regular classroom.

Safe Harbor: Safe harbor is the term for the "Improvement Provision" found in the *No Child Left Behind Act*. Safe harbor is a way for a school to show it is making progress toward the statewide AYP goals. In general, safe harbor means a school can still make AYP if it reduces the percent of students who score below proficient on exams by 10 percent from the previous year. For example, if a school is 70 percent not proficient it would need to make a 7 percent improvement to meeting the provision of safe harbor.

School: A school is an educational institution operated by a district and administered as an independent unit within the district, whether or not it is housed in a facility separate from all other such units.

School Year: A school year is defined as the 12-month period beginning with July 1 and ending June 30. In this report, the school year starts in 2004 and ends in 2005.

"Students with Disabilities": This term is defined in AS §14.30.350, and includes all children who fall under or are eligible for an individualized education program under AS §14.30.278.

Students with Limited English Proficiency (LEP): This has the meaning given to "limited English proficient" or "LEP" in 4 AAC 34.090, and includes students who are currently served or eligible to be served under 4 AAC 34.055. The individual is between 3 and 21 years old, and falls into one or more of the following categories: 1) not born in the US or whose native language is a language other than English; or 2) is an American Indian, Alaska Native or a Native resident of the outlying areas, who comes from an environment where a language other than English has had a significant impact on the individual's level of English language proficiency.

Superintendent: An employee who directs and coordinates activities concerned with administration of the school system in accordance with Board of Education standards. Also includes Chief Administrators of Rural Education Administration Area.

Teacher: An employee who instructs students in activities designed to promote intellectual, social and physical growth. Prepares outline for course of study, assigns and corrects assignments and tests. Records learning process. Maintains order in classroom. Discusses students' progress with parents. May sponsor extracurricular activities. General job description to cover all subjects and grade levels.

Appendix A: AYP Sanctions

Sanctions for Schools Receiving Title I Funds

Level 1	“Alert” – Fails to meet AYP one year. Technical assistance available to develop and implement a school plan.
Level 2	“School Improvement, Level 1” – Fails to meet AYP two years in a row, in the same content area. School must submit a School Improvement Plan to the district that is forwarded to the Department. Provide school choice or supplemental services if choice is not available and inform parents.
Level 3	“School Improvement, Level 2” – Fails to meet AYP an additional year after Level 2, in the same content area. Continue to revise and implement school improvement plan, continue to provide school choice and supplemental services and inform parents.
Level 4	“Corrective Actions” – Fails to meet AYP an additional year after Level 3, in the same content area. Continue to revised and implement school improvement plan, continue to provide school choice and supplemental services and inform parents. District required to take one of the following actions: replacement of staff, implementation of a new curriculum, decrease management authority at school level, appoint an outside expert, extend the school day or year, restructure the internal organization of the school.
Level 5	“Restructuring, Year 1” – Fails to meet AYP an additional year after Level 4, in the same content area. Continue to revised and implement school improvement plan, continue to provide school choice and supplemental services, inform parents, and implement corrective action. District required to prepare an alternative governance plan to take one of the following actions: reopen school as a public charter school, replace all or most of the staff, enter into a contract with a management company, turnover operation of the school to the state, or any other major restructuring of the school’s governance that makes fundamental reforms, such as significant changes in the school’s staffing and governance, that will improve student academic achievement and that has substantial promise of enabling the school to make AYP. District will submit the alternative governance plan to the Department.

Sanctions for Schools that Do Not Receive Title I Funds

Level 1	“Alert” – Fails to meet AYP one year. School must develop and implement a school plan.
Level 2 & Higher	“School Improvement” – Fails to meet AYP two or more years in a row, in the same content area. School must prepared and implement a school plan and consult with its district and the Department.

Sanctions for Districts

- Level 1 “Alert” – Fails to meet AYP one year. State will provide technical assistance to district to identify and seek to remedy the situation causing failure to make AYP.
- Level 2 “District Improvement, Level 1” – Fails to meet AYP two years in a row, in the same content area or other indicator, in all three grade spans (K-5, 6-8, 9-12). District must submit a district plan to the Department.
- Level 3 “District Improvement, Level 2” – Fails to meet AYP three years in a row in the same content area in all three grade spans (K-5, 6-8, 9-12). District must submit a District Improvement Plan to the Department.
- Level 4 “Corrective Action” – Fails to meet AYP four years in a row in the same content area in all three grade spans (K-5, 6-8, 9-12). State will take an approved corrective action appropriate to the reason the district has failed to make AYP and consistent with state law. The state will establish a monitoring plan with the district.

Recognition for Schools

The State of Alaska developed three sets of criteria to recognize a school. The system recognizes schools that meeting the following criteria:

- Schools must perform in the top 10 percent of all schools in the state for the percentage of students meeting or exceeding AMO’s for language arts and mathematics in the two most recent grade 3-10 test administrations.
- Schools must meet adequate yearly progress for 2004 and 2005.

Or

- Schools must demonstrate at least a 6 percent increase in percent of students proficient in both language arts and mathematics.
- Schools must meet adequate yearly progress for 2005.

Or

- Schools must demonstrate a 6 percent increase in language arts and mathematics performance of the lowest or second lowest performing subgroups.
- Schools overall performance must not decline more than 2 percent.
- Schools must meet adequate yearly progress for 2005.

Recognition for Districts

School districts that meet adequate yearly progress are recognized when 50 percent or more of the schools within the district are recognized.

Appendix B: Grade Level Expectations

For additional copies of this report
or to download a particular regional area summary,
visit <http://www.firstalaskans.org/>.

For additional information, call the First Alaskans Institute
Alaska Native Policy Center at (907) 677-1700.